

## Maharashtra University of Health Sciences, Nashik

**College/Institute Information for MUHS to be publish on College Website  
Academic Year 2022- 2023  
Faculty of Medicine**

**College/Institute Information for MUHS (Post Graduate Course)**

<b>1</b>	<b>Name of the College / Institute</b>	: Institute Of Naval Medicine, INHS Asvini
a	Name of Society / Trust	: Indian Navy
b	Address	: Near RC Church, Colaba, Mumbai- 400005
c	Email Address	: cmdeacad@gmail.com
d	Telephone No.(s)	: 0222214- 3695
e	Website	: <a href="https://www.indiannavy.nic.in/content/institute-naval-medicine">https://www.indiannavy.nic.in/content/institute-naval-medicine</a>
f	Year of Establishment	: 18/09/1951
g	Status	: Central Government
<b>2</b>	<b>Details of the Dean/Principal</b>	:
a	Name of the Dean/ Principal	: Surg Cmde (Dr.) R Shankaran
b	Nature of Appointment	: Approved/Not Approved
c	Mobile No.	: 8806705335
d	Office Landline	: 0222214- 3695
e	E-mail	: drshankaran@gmail.com

**A. Hospital Information:****1. General information**

- Name of the hospital: INHS Asvini
- Number of beds registered as per BNH act: 825
- Total construction area in square meters: 29.35 acres
- MPCB clearance: Yes- Certificate attached as per Aappendix A
- Fire audit /clearance: Yes- Certificate attached as per Aappendix B

## 2. OPD

Sr. No.	Item	Details
1	OPD Timings	0800- 1430
2	Separate Registration areas for male/female, OPD /IPD	Yes
3	Are the Registration counters computerized	Yes
4	No. of registration counters	41

## 3. Casualty:

Sr. No	Particulars	No. Available
1	No. of Beds	15
2	Separate Casualty OBGY beds	-
3	Central Oxygen & suction Facility	10
4	Monitors	06
5	Ambu bag	06
6	Ultrasonography Machine	-

Sr. No	Particulars	No. Available
7	Crash Cart	03
8	Emergency Drug Tray	02
9	Defibrillator	03
10	Ventilator	03
11	X-ray Unit--(Mobile) & X-ray Static	01
12	Minor OT	01

4. Central Clinical Laboratory: Total Area 520 sq.mt

Sr. No	Particulars	Available
1	Hematology	Yes
2	Histopathology	Yes
3	Cytopathology	Yes
4	Clinical Pathology	Yes
5	Serology	Yes
6	Bacteriology	Yes
7	Virology	Yes
8	Parasitology	Yes
9	Biochemistry	Yes
10	Any other	Yes

5. List of Instruments in CCL: As per Appendix C

6. Radiodiagnosis (if any of the facility is outsourced, please mention it specifically)

Sr. No.	Particulars	No. Available
1	X-ray Machines	60mA: 100mA:06 300mA:02 600mA: 800mA: Any other:01 IITV facility:
2	No. of USG Machines (exclusively in radio-diagnosis department. USGMachines in OT, Obst. & Gynae OPD, Casualty, Cardiology department etc. should not be counted)	07
3	CT (minimum 16 slice is to be considered)	01
4	MRI	01
5	Mammography	01
6	Any other facility	01

7. Intensive Care Units:

Sr. No.	Type	No. of Beds
1	ICCU	05
2	ICU	07
3	SICU	11
4	NICU	10
5	PICU	04
6	Any other	-



**8. Clinical Material of the entire Hospital:**

Particulars	Average Daily (last month)	
	O.P. D	I.P.D
O.P.D. attendance	1592	
Casualty attendance	202	
No. of new admissions	46	
No. of discharges	45	
Bed occupancy%	59.92%	
Operative Work	9.8	
No. of major surgical operations	204	
Minor surgical operations	92	
No. of normal deliveries	27	
No. of caesarian sections	22	
Radiodiagnosis Investigations ( No. of patients )	O.P. D	I.P.D
X-ray	90	42
Special investigations	01	01
Ultrasonography	52	20
C.T. Scan	08	06
MRI	10	07
Mammography	01	01
Laboratory Investigations – No. of Patients	O.P. D	I.P.D
Hematology	1400	753
Histopathology	20	63
Cytopathology	01	04
Clinical Pathology	67	25
Serology	25	11
Bacteriology	25	33
Virology	50	15
Parasitology	-	-
Biochemistry	1249	534
Any other		

**9. Blood Bank:**

- A) License valid up to (License under renewal)(Please attach a copy of license) Appendix D
- b) Blood Separation Facility – Available/Not available
- c) Average No of units dispensed per day: 09
- d) No of units available on the day of assessment:



### 10. Other infrastructural facility in Hospital:

Sr. No.	Particulars	Available
1	Pharmacy	Yes
2	Central Workshop	Yes
3	Central Research Lab	Yes
4	Canteen / Mess	Yes
5	Central Incineration Plant / Hospital Waste	Outsourced to SMS ENOVOCLEAN Private Ltd.
6	Kitchen	Yes
7	Intercom Network	Yes
8	Computerized MRD ICD X indexing	Yes
9	Central Laundry	Yes
10	Ambulance: Owned/Hired	Owned

### 11. Central library

Sr. No.	Particulars	Available
1	Area	23,800 Sq ft
2	Air-conditioned	Yes
3	Reading rooms for students (No. of rooms with seating capacity in each)	01/22
4	Staff reading room	Yes
5	Space for stocking and display of books and	Yes
6	Rooms for librarian and other Staff;	Yes
7	Journal Room	Yes
8	Number of computers with internet facility	03
9	Total No. of books:	4212
10	Number of Journals : (Titles only) (Multiple volumes /issues of one title should be counted as ONE)	222/ 06
11	Number of books added in last year:	116
12	Number of Journals titles added in last year:	02

### 12. Hostel Facility:

Sr. No.	Hostel	Details
1	<b>Resident Hostel</b>	
a	No. of Rooms with No. of occupants per Room	58/Shared room for 50 Students
b	Total capacity	58
c	Name of Warden / Rector	Surg Cdr Tarun Pareek

**13. Availability of various Functional Committees :**

Sr. No.	Committee	Available (Yes / No)
1	VISHAKA (Sexual Harassment Redressal) Committee	Yes
2	Anti Ragging Committee	Yes
3	Pharmaco-vigilence committee	Yes
4	Institutional Ethics Committee (Whether it is registered with CDCSO)	Yes

**14. Utilization of Student Welfare Schemes:**

Sr. No.	Scheme	Number of beneficiaries in last year
a	Earn and Learn Scheme	} NA
b	Dhanwantri Vidyadhan Scheme	
c	Sanjivani Student Safety Scheme	
d	Student Safety Scheme	
e	Book Bank Scheme	
f	Savitribai Phule Vidyadhan Scheme	
g	Bahishal Shikshan Mandal Scheme	
h	If, any other Scheme	

**15. Academic Online Teacher Database:**

1)	Name of Co-ordinator	Surg Cdr (Dr) Tina Singh
	Teaching / Non-Teaching:-	Teaching
	Mobile No:-	9387879088
	Email id:-	afmctina@gmail.com
2)	OTD last updated on (date)	30 Apr 2022

**16. Attendance of teachers is monitored by Biometrics: Defence establishment**

**17. Conference / Workshop/ CME Activities organized in last year:**

Sr. No.	Conference / Workshop/ CME Activities	Dates	MMC Credit points	Local / State / National / International level?	Organizing department
1	Annual Conference of BMC 2022	26-27 Mar 22	03	National	INHS Asvini
2	36 <sup>th</sup> Annual Conference Of Marine Medicine	30-31 Oct 21	02	National	INHS Asvini



## Department Specific Information in the Hospital

Please fill in the information for the broad specialties, where PG seats are available. (For rest of the departments – Please mark as “Not Applicable”)

### Department of Radio Diagnosis

#### 1. Intake Capacity:

Course	Subject	No. of Recognized Seats	No. of Permitted Seats	Total Intake Capacity
MD (Radio-Diagnosis)	Radiodiagnosis	02	02	06

#### 2. Total Teachers & Residents available in the Department:

Sr. No.	Name of the Teacher	Designation	MUHS Approved Designation	PG Teacher Recognition Status (Permanent /Temporary)	If temporary, Approval/ Recognition granted till
1	Surg Capt Rajeev Sivasankar	Professor	Yes	Permanent	
2	Surg Cdr Brijesh K Soni	Asst. Professor	Yes	Permanent	
3	Surg Cdr Trilok C Bhatt	Asst. Professor	No	Permanent	
4	Surg Cdr Somnath Pan	Asst. Professor	No	Permanent	
5	Surg Cdr Dev Prakash Sharma	Asst. Professor	No	Permanent	
6	Surg Cdr Eesha Rajput	Asst. Professor	No	Permanent	
7	Surg Cdr Niharika Gupta	Senior Resident	No	Permanent	
8	Surg Lt Cdr Rahul Dudhal	Senior Resident	No	Permanent	
9	Dr. Rajesh P L	Resident			
1	Maj Gaurav Shukla	Resident			
1	Maj Sagar Arora	Resident			
1	Maj Shyam Singh Gurjar	Resident			
1	SqnLdr Amar Prakash Ahirwar	Resident			

#### 3. Summary of Teaching staff in the Department:

Sr. No.	Designation	Required (As per the PG Medical Regulations 2000)	Available	Deficiency
1	Professor	01	02	+01
2	Associate Professor	01	-	-01
3	Assistant Professor	01	04	+03
4	Senior Resident	01	02	+01



5	Junior Resident		05	Nil
---	-----------------	--	----	-----

**4. Summary of Recognized PG Teacher in the department:**

Sr. No.	Designation	No. of Recognized PG Teacher
1	Professor	02
2	Associate Professor	-
3	Assistant Professor	04

**5. Publications in Index Journals in last year:**

(Please do not repeat publication details for same publication with multiple authors from same institute)

Sr. No.	Title	Authors from the institute	Departments of authors	Journal details	Journal indexed with which indexing agency
1	Neurosurgical outcome, protocols and resource management during lockdown. An early institutional experience from one of world's largest COVID 19 hotspots	Rajeev Sivasankar	Radio-Diagnosis	World Neurosurgery July 2021	DOI:10-2016/j.wneu.2021.07.082.Nov 2021
2	Pseudomonas-associated mycotic pulmonary artery aneurysm with endovascular management	Rajeev Sivasankar	Radio-Diagnosis	Lung India Mar 2021	DOI:10.4103/lungindia.lungindia-906-20
3	Ga-68 DOTATATE positron emission tomography/computed tomography in a rare case of esthesioneuroblastoma	Soni BK	Radio-Diagnosis	Indian J Nucl Med 2021; 36:217-9	DOI: 10.4103/ijnm.ijnm_207_20. PubMed
4	Effect of carotid stenting on neurocognitive function in patients with atherosclerotic carotid stenosis	Soni BK	Radio-Diagnosis	Journal of Clinical and Diagnostic Research. 2021 Mar, Vol-	DOI: 10.7860/ JCDR/2021/46548.14681. DOAJ, Index Copernicus

				15(3): TC16- TC20	
5	Comparison of mpMRI and Ga-68 PSMA PET/CT for detecting carcinoma prostate in patients with serum PSA between 4 and 20 ng/ml	Soni BK	Radio-Diagnosis	Accepted in Indian Journal of Nuclear Medicine	DOI: 10.4103/ijnm.ijnm_243_20. PubMed. Sep 2021
6	A pictorial review of brain arterial spin labelling artefacts and their potential remedies in clinical studies	Somnath Pan	Radio-Diagnosis	The Neurology Journal 2020	The Neurology Journal 2020; 1-15. Jun 202. DOI: 10.1177/1971400920977031.
7	Rituximab for refractory primary angitis of the central nervous system: Experience in two patients	Dev Prakash Sharma	Radio-Diagnosis	J.MSARD. MAR 2021	DOI:10.1016/j.msard.2021.102907
8	Spinal intramedullary Tumors- Common and uncommon ones: How to approach for a better radiological differential diagnosis	Dev Prakash Sharma	Radio-Diagnosis	ECR 2021	DOI:10.26044/ecr2021/c-12630
9	High Resolution vessel wall Imaging in Primary Angiitis of central Nervous system	Dev Prakash Sharma	Radio-Diagnosis	PubMed 2021	Annals of IAN. 0972_2327 (Print) 1998_3549 (Web)
10	Reducing Perinatal Mortality in India: Two years result of the IRIA Fetal Radiology Samrakshan program	Eesha Rajput	Radio-Diagnosis	10.1055/S-0041-174108 7. Apr 2022	ISSN No. 0971_3026
11	Central diabetes insipidus: A case series and literature review	Somnath Pan	Radio-Diagnosis		JMMS.DOI:10.4103/jmms-124-21

#### 6. Academic activities (outcome based):



Sr. No.	Activity	Frequency
1	Seminar	Weekly
2	Journal Club	Weekly
3	Tutorials	Daily
4	Case Presentation	Weekly
5	Any Other	Weekly

7. Specialty clinics run by Radiology department with number of patients in each, if any: Nil

8. Services provided by the department of Radiodiagnosis:

Parameters
Conventional Radiology(X-rays)
Contrast Radiology (Ba IVP)
Ultrasound(Gray Scale)
Ultrasound(Colour Doppler)
Ultrasound guided FNAC/ Aspiration etc.
CT Scan (NCCT, CECT, CT Angiography)
CT guided FNAC/ Biopsy
MRI(Plain & contrast), MR Angiography
Digital Subtraction Angiography
Mammography
Any other Investigation

9. Equipment: List of important equipment available and their functional status.

Equip ment	Numbers / functional status / comments
1. X-Ray Machines 2. Static machines with capacity 3. Portable machines with capacity 4. Machines with TV/Imaging facility	Two – (300mA/ 300 mA) Eight – (500mA DR/160mA DR/ 160mA/ 160mA/ 100mA/100mA/ 100mA/ 100mA)
5. CT Scan (Slices/year of manufacture)	Two – 16Slice MDCT Siemens/ 2016, 16 Slice Portable CT Ceretom /2020
6. MRI (Tesla/year of manufacture)	One – 1.5 T Philips/2019
7. Mammography facility	One – SiemensMammomate/ 2008
8. USG – Grey Scale	One – M Turbo Sonosite
9. USG – color Doppler	Five – Siemens Antares/ MindRay/ Philips Affinity70/ SiemensNX3/ WiproGE Mobile/Tablet Hand Held USG (VScan)
10. DSA	One – 1000 mA Philips Intuis
11. PET Scan	NA
12. Any other equipment	Three – Fujifilm CR Multi/Single Loader System



**10. Radiation Protection Measures being followed: Yes /No**

Number of TLD Badges issued: 57  
TLD Badges renewed till: Mar 2022  
AERB Sanction obtained or not: Yes Obtained

  
(R Shankaran)  
Signature of Dean  
Dean and Commodore Academics

## Department Specific Information in the Hospital

Please fill in the information for the broad specialities, where PG seats are available. (For rest of the departments – Please mark as “Not Applicable”)

### Department of Marine Medicine

#### 1. Intake Capacity:

Course	Subject	No. of Recognized Seats	No. of Permitted Seats	Total Intake Capacity
MD	Marine Medicine	02	02	02

#### 2. Total Teachers & Residents available in the Department:

Sr. No.	Name of the Teacher	Designation	MUHS Approved Designation	PG Teacher Recognition Status (Permanent/Temporary)	If temporary, Approval/ Recognition granted till
1.	Surg Capt (Dr) HBS Chaudhry	Professor	Professor	Permanent	NA
2.	Surg Capt (Dr) CS Mohanty	Asso. Professor	Asso. Professor	Permanent	NA
3.	Surg Cdr (Dr) Ashish Tawar	Sr. Resident			
4.	Surg Lt Cdr (Dr) Subhranshu Kumar	Jr. Resident			
5.	Surg Lt Cdr (Dr) Shaik Karimulla	Jr. Resident			

#### 3. Summary of Teaching staff in the Department:

Sr. No.	Designation	Required (As per the PG Medical Regulations 2000)	Available	Deficiency
1	Professor	01	01	NIL
2	Associate Professor	01	01	NIL
3	Assistant Professor	01		01
4	Senior Resident	01	01	NIL
5	Junior Resident	02	02	NIL

#### 4. Summary of Recognized PG Teacher in the department:

Sr. No.	Designation	No. of Recognized PG Teacher
1	Professor	01
2	Associate Professor	01
3	Assistant Professor	-

#### 5. Number of Units with beds in each unit (if applicable) :

Unit Number	Beds Available
I	30
<b>Total</b>	<b>30</b>



**6. Clinical workload of the Department (if applicable):**

Particulars	Average Daily for last month
OPD attendance	52
Total number of new admissions	04
Bed Occupancy	13%
Major Surgeries	Nil
Minor Surgeries	Nil

**7. Publications in Index Journals in last year: Nil**

(Please do not repeat publication details for same publication with multiple authors from same institute)

Sr. No.	Title	Authors from the institute	Departments of authors	Journal details	Journal indexed with which indexing agency
Nil					

**8. Academic activities (outcome based):**

Sr. No.	Activity	Frequency
1	Seminar	Twice weekly
2	Journal Club	Weekly
3	Tutorials	Daily
4	Case Presentation	Weekly
5	Any Other	Clinical Meeting - Weekly

**9. Operation theatres (if applicable):**

No of OTs	Central Oxy / Nitrous Oxide	Anesthesia Machine	Multipara Monitor with Capnograph	Defibrillators	Infusion Pumps
	Y/N	Y/N	Y/N	Y/N	Y/N
NA					

**10. Specialty clinics run by the department with number of patients in each (if applicable):**

Name of the Clinic	Weekday/s	Timings	Number of cases (Avg)	Name of Clinic In-charge
HBOT OPD	Daily	0830-1400 hrs	52	Surg Cdr (Dr) Ashish Tawar

**11. Services provided by the department (if applicable):**

Service / facility	Yes / No – Remarks if any
HB 2T OPD	Yes
Submariner/Diver Medical	Yes
Opinion on Fitness	Yes



**12. Equipment: List of important equipment\* available and their functional status. (Please fill out the details of the list here below. NO annexure to be attached)**

<b>Equipment</b>	<b>Numbers / functional status / comments</b>
Multiplace HB 2T Chamber	01 - Operational
Transcutaneous Oxymetry	01 - Operational
Multi Parameter Monitor	01 - Operational
Cardiac Defibrillator	02 - Operational
PFT	01 - Operational
ECG Machine	01 - Operational
Tread Mill Test	01 - Operational
Digital Video Autoscope	01 - Operational
Diagnostic Audiometer	01 - Operational
Thermal Imaging Camera	01 - Operational

### Department Specific Information in the Hospital

Please fill in the information for the broad specialities, where PG seats are available. (For rest of the departments – Please mark as “Not Applicable”)

#### Department of Dermatology, Venereology & Leprosy

#### 1. Intake Capacity:

Course	Subject	No. of Recognized Seats	No. of Permitted Seats	Total Intake Capacity
MD	DVL	02	Nil	02

#### 2. Total Teachers & Residents available in the Department:

Sr. No.	Name of the Teacher	Designation	MUHS Approved Designation	PG Teacher Recognition Status (Permanent/Temporary)	If temporary, Approval/Recognition granted till
1	Surg Cdr Reetu Agarwal	Professor	Professor	Permanent	
2	Surg Cdr GR Rajput	Asst Prof	Asst Prof	Permanent	
3	Surg Lt Cdr Bhavni Oberoi	Senior Resident	Senior Resident	Permanent	
4	Surg Cdr Padmapriya	3 <sup>rd</sup> year Resident	-		
5	D Ravi Choudhari	3 <sup>rd</sup> year Resident			
6	Dy Cmmdt Suhasini Chand	3 <sup>rd</sup> year Resident			
7	Surg Lt Cdr Jeeva John	1 <sup>st</sup> year Resident			
8	Dy Comdt Chrisinder Kaur	1 <sup>st</sup> year Resident			

#### 3. Summary of teaching staff in the Department:

Sr. No.	Designation	Required (As per the PG Medical Regulations 2000)	Available	Deficiency
1	Professor	01	01	-
2	Associate Professor	01	-	01
3	Assistant Professor	01	01	-
4	Senior Resident	01	01	-
5	Junior Resident	06	05	01 (Candidate voluntary withdrawn from course)

  
Signature of Dean  
(R Shankaran)  
Surgeon Commodore



**4. Summary of Recognized PG Teacher in the department:**

Sr. No.	Designation	No. of Recognized PG Teacher
1	Professor	01
2	Associate Professor	-
3	Assistant Professor	01

**5. Number of Units with beds in each unit :**

Unit Number	Beds Available
I	38
<b>Total</b>	<b>38</b>

**6. Clinical workload of the Department:**

Particulars	Average Daily for last month
OPD attendance	80
Total number of new admissions	14
Bed Occupancy	35.80

**7. Publications in Index Journals in last year:**

(Please do not repeat publication details for same publication with multiple authors from same institute)

Sr. No.	Title	Authors from the institute	Departments of authors	Journal details	Journal indexed with which indexing agency
1	Basal Cell Carcinoma in a Dermatosurgery Scar: A case of Immunocompromised cutaneous district	Reetu Agarwal, J Sridhar	Dermatology	IDOJ	DOAJ, PubMed Central emerging sources citation index, Sce major Journal ranking, Scopus, web of science
2	A randomized controlled pilot study of a proprietary combination versus sunscreen in melasma maintenance	Gr Rajput	Dermatology	IJDVL	Medicine, Scopus, science citation index expanded, embase, PubMed, Sci Majo Journal Indian sciences abstract. Ind Med, Index medicines
3	Demoscopic keys	Bhavni Oberoi	Dermatology	Dermatology	

	in extragenital bullous haemorrhagic lichen sclerosus			practical & Conceptual	
4	Singler- Handed vampire facial Combining microneedling with platelet rich plasma for single hand use	Bhavni Oberoi	Dermatology	JAMD	DOAJ
5	Randomized controlled study to compare the efficacy and safety	Bhavni Oberoi	Dermatology	Pigment International	DOAJ
6	A mountaineer's perspective	Bhavni Oberoi	Dermatology	MJAFI	PUBMED Central Embase Scopus
7	To Compare the efficacy and safety of two draftung	Bhavni Oberoi	Dermatology	IJDVL	Medicine Scopus Science Citation

#### 8. Academic activities (outcome based):

Sr. No.	Activity	Frequency
1.	Seminar	Once in a week
2.	Journal Club	Once in a week
3.	Tutorials	Twice in a week
4.	Case Presentation	Twice in a week
5.	Any Other	Once in a week

#### 9. Specialty clinics run by the department of DVL with number of patients in each:

Name of the Clinic	Weekday/s	Timings	Number of cases (Avg)	Name of Clinic In-charge
Vitiligo Clinic	Tuesday	0800-1430hrs	30	Surg Lt CdrBhavni Oberoi
Psoriasis Clinic	Monday	0800-1430hrs	50	Surg Cdr Reetu Agarwal
Autoimmune disease clinic	Wednesday	0800-1430hrs	15	Surg Cdr Reetu Agarwal
Vesiculobullous diseases	Wednesday	0800-1430hrs	10	Surg Cdr GR Rajput
Hansen's clinic	Friday	0800-1430hrs	20	Surg Cdr Reetu Agarwal
STD Clinic	Friday	0800-1430hrs	20	Surg Cdr GR Rajput
Pigmentary Clinic	Saturday	0800-1430hrs	70	Surg Cdr Reetu Agarwal
Any other	-	0800-1430hrs		



**10. Services provided by the department of DVL:**

Service	Availability	Service	Availability
Skin Biopsies	Yes	KELOID treatment	Yes
Electro Surgical Procedures	Yes	Nail Surgeries	Yes
ACNE surgery	Yes	NUVB/PUVA therapy	Yes
Cryo Surgical Procedures	Yes	Laser Procedures - Hair reduction	Yes
Chemical Peels	Yes	- Scar revision	Yes
Skin grafting procedures	Yes	- Pigment removal	Yes
Intralesional injections	Yes	Other cosmetic surgical procedures	Yes

**11. Equipment: List of important equipment\* available and their functional status. (Please fill out the details of the list here below. NO annexure to be attached)**

Equipment	Numbers / functional status / comments
1) Biopsy punches	Consumables (1.5mm, 2mm, 3mm, 4 mm and 5 mm available)
2) Hyfrecator/electro-surgical instrument	RF-02, EF- 02 (All functional)
3) Patch testing kits	01
4) Liquid nitrogen cyro	02
5) Chemical Peels	Consumables (25% TCA, 80% LA, GCA 50% peels, 30% SA) (Available)
6) PUVA Chamber (total body)	01 (Functional)
7) NBUV Chamber	01 (Functional)
8) Laser for hair reduction	Nil
9) Laser for scar revision	Nil
10) Laser for pigment removal	01- Q switched Nd Yag LASER available
11) Pulse Oxymeters	01
12) Syringe pump	Available in hospital
13) ECG	Available in hospital
14) Crash cart	01
15) Other routine equipment	Centrifuge (01 — Functional), Audio Visual training Aid
16) Any other special equipment	Electric dermatome (01), Epidermal harvester (01) — Both functional, Cellutome for vitiligo surgery, Hairtransplant kit, Nail surgery Kit, NBUVB hand foot chamber, iontophoresis machine, Excimer light



### Department Specific Information in the Hospital

Please fill in the information for the broad Specialities, where PG seats are available. (For rest of the departments – Please mark as “Not Applicable”)

#### Department of Oto-Rhino-Laryngology

**1. Intake Capacity:**

Course	Subject	No. of Recognized Seats	No. of Permitted Seats	Total Intake Capacity
MS	ENT	02	-	02

**2. Total Teachers & Residents available in the Department:**

Sr. No.	Name of the Teacher	Designation	MUHS Approved Designation	PG Teacher Recognition Status (Permanent/Temporary)	If temporary, Approval/Recognition granted till
1	Angshuman Dutta	Professor	Professor	Permanent	NA
2	Rahul Naga	Professor	Professor	Permanent	NA
3	Sunil Mathews	Associate Professor	Associate Professor	Permanent	NA
4	Dr Zubair Akhtar	Resident	-	-	-
5	Dr. Shruti Gautam	Resident	-	-	-
6	Maj TGS Varun	Resident	-	-	-
7	Maj LVM Reddy	Resident	-	-	-
8	Maj Parasuraman	Resident	-	-	-
9	Dr. Namrata Rai	Resident	-	-	-

**3. Summary of Teaching staff in the Department:-**

Sr. No.	Designation	Required (As per the PG Medical Regulations 2000)	Available	Deficiency
1	Professor	01	02	NIL
2	Associate Professor	01	01	NIL
3	Assistant Professor	01	NIL	01
4	Senior Resident	01	NIL	01
5	Junior Resident	06	06	NIL

**4. Summary of Recognized PG Teacher in the department:**

Sr. No.	Designation	No. of Recognized PG Teacher
1	Professor	02
2	Associate Professor	01
3	Assistant Professor	----



**5. Number of Units with beds in each unit :**

Unit Number	Beds Available
I	30
<b>Total</b>	<b>30</b>

**6. Clinical workload of the Department:**

Particulars	Average Daily for last month
OPD attendance	80
Total number of new admissions	02
Bed Occupancy	40%
Major Surgeries	02
Minor Surgeries	03

**7. Publications in Index Journals in last year:**

(Please do not repeat publication details for same publication with multiple authors from same institute)

Sr. No.	Title	Authors from the institute	Departments of authors	Journal details	Journal indexed with which indexing agency
1	Role of mastoidectomy with type I tympanoplasty in pediatric patients with poor contralateral ear status		Surg Cdr Rahul Naga	Indian J Otolaryngol Head Neck Surg, 2021	<a href="https://doi.org/10.1007/s12070-021-02457-4">https://doi.org/10.1007/s12070-021-02457-4</a> .
2	Middle ear surgery and taste dysfunction: prevalence and determinants.		Surg Cdr Rahul Naga	All Indian acad otorhinolaryngol Head Neck surg 2021,	
3	Tubercular sinonasal mass: a rare cause of recurrent epistaxis.		Surg Cdr Rahul Naga	Indian pediatric case rep 2021	
	A case of Langerhan's Cell Histiocytosis		WgCdr Sunil Mathews	Indian J Otolaryngol Head Neck Surg	

	Bone,			Surg.20 21	
	Covid associated orbital apex syndrome: Madras ENT Research foundation experience.		WgCdr Sunil Mathews	Indian Journal Otorhinolaryngol of Head Neck Surg 2021.	
	Endoscopy of the Cerebello-Pontine Angle: An overview,2021		WgCdr Sunil Mathews	Journal of Hearing Science 2021	

### 8. Academic activities (outcome based):

Sr. No.	Activity	Frequency
1	Seminar	Weekly
2	Journal Club	Monthly
3	Tutorials	Daily
4	Case Presentation	Weekly
5	Any Other	Clinical meeting - Weekly

### 9. Operation theatres:

No of OTs	Central Oxy /Nitrous Oxide Y/N	Anesthesia Machine Y/N	Multipara Monitor with Capnograph Y/N	Defibrillators Y/N	Infusion Pumps Y/N
10	Y	Y	Y	Y	Y

### 10. Specialty clinics run by the department of ENT with number of patients in each:

Name of the Clinic	Weekday/s	Timings	Number of cases (Avg)	Name of Clinic In-charge
1) Otology related	Tuesday, Thursday & Saturday	0800h-1430h	30	Wg Cdr Sunil Mathews
2) Rhinology related	Tuesday, Thursday & Saturday	0800h-1430h	30	Surg Cdr Rahul Naga
3) Cancer related	Tuesday, Thursday & Saturday	0800h-1430h	30	Gp Capt Angshuman Dutta
4) Any others	Vertigo clinic Tuesday	0800h-1430h	30	Wg Cdr Sunil Mathews



**11. Services provided by the department of ENT:**

<b>Service</b>	<b>Availability</b>
1) Speech therapy	Yes
2) Audiology services	Yes
3) Hearing aid trials	Yes
4) Neonatal screening programs	Yes
5) Speech and voice analysis/services	Yes
6) Diagnostic Endoscopies – Nasal, larynx, Oesophagus.	Yes
7) Investigations – Nerveconduction, EMG, BERA etc.	Yes
8) Any other special diagnostic facility provided by the department.	Yes

**12. Equipment: List of important equipment\* available and their functional status. (Please fill out the details of the list here below. NO annexure to be attached)**

<b>Equipm ent</b>	<b>Numbers / functional status / comments</b>
1) Operating Microscope with teaching aid	Total-5, ops-04, non ops-01
2) High speed drill in operation theatre	Total-3, ops-3
3) Flexible fibreopticbronchoscope/ nasopharyngolaryngoscope	Total-02, ops-02
4) Rigid Pediatric Bronchoscopy set	02, ops-02
5) Rigid Esophagoscopy set	NA
6) Microlaryngoscopy set	Total-01, ops-01
7) Sinus endoscopy set	Total-02, ops-02
8) Microdebrider for sinus surgeries	Total-01, ops-01
9) Digital mono & bipolar cautery	Total-01, ops-01
10) Nerve stimulator/ monitor	NA
11) HD digital camera with recording system	Total-01, ops-01
12) OAE	Total-01, ops-01
13) BERA	Total-01, ops-01
14) Impedance Audiometer	Total-02, ops-01. Non ops-01
15) Pure tone audiometer	Total-02, ops-01. Non ops-01
16) Sleep Lab (in the Institute)	NA
17) Simulators for ear, nose surgeries	NA
18) CO <sub>2</sub> Laser	Total-01, ops-01
19) Diode Laser	NA
20) Harmonic scalpel	NA
21) Stroboscope/ High Speed camera	NA
22) Any other equipment	VNG - 01



### Department Specific Information in the Hospital

Please fill in the information for the broad specialities, where PG seats are available. (For rest of the departments – Please mark as “Not Applicable”)

#### Department of Paediatrics

#### 1. Intake Capacity:

Course	Subject	No. of Recognized Seats	No. of Permitted Seats	Total Intake Capacity
MD	Pediatrics	03	-	03

#### 2. Total Teachers & Residents available in the Department:

Sr. No	Name of the Teacher	Designation	MUHS Approved Designation	PG Teacher Recognition Status (Permanent/Temporary)	If temporary, Approval/Recognition granted till
1	RW Thergaonkar	Prof Hod	Yes	Permanent	NA
2	V Bhat	Assoc Prof	Awaited	Permanent	NA
3	Bal Mukund	Assoc Prof	Yes	Permanent	NA
4	Hardeep Kaur	Assoc Prof	Yes	Permanent	NA
5	AZ Jamal	AsstProf	NA	Permanent	NA
6	Neha Saxena	Asst Prof	NA	Permanent	NA
7	Amarapali Mate	Sr Resident	NA	Permanent	NA
8	Prashant Panale	Resident	NA	NA	NA
9	Shashank Shankar	Resident	NA	NA	NA
10	D K Tiwari	Resident	NA	NA	NA
11	Abhinav Vishwakarma	Resident	NA	NA	NA
12	Amit Kumar	Resident	NA	NA	NA
13	Pranav Upadhyay	Resident	NA	NA	NA

#### 3. Summary of Teaching staff in the Department:

Sr. No.	Designation	Required (As per the PG Medical Regulations 2000)	Available	Deficiency
1	Professor	01	01	Nil
2	Associate Professor	01	03	Nil
3	Assistant Professor	01	02	Nil
4	Senior Resident	01	01	Nil
5	Junior Resident	NA	06	NA

#### 4. Summary of Recognized PG Teacher in the department:

Sr. No.	Designation	No. of Recognized PG Teacher
1	Professor	01
2	Associate Professor	03
3	Assistant Professor	02



**5. Number of Units with beds in each unit :**

Unit Number	Beds Available
I	40( Pediatrics)+ 10 (NICU)
<b>Total</b>	<b>40( Pediatrics)+ 10 (NICU)</b>

**6. Clinical workload of the Department:**

Particulars	Average Daily for last month
OPD attendance	52
Total number of new admissions	1.73
Bed Occupancy	26.5%

**7. Publications in Index Journals in last year:**

(Please do not repeat publication details for same publication with multiple authors from same institute)

Sr. No.	Title	Authors from the institute	Departments of authors	Journal details	Journal indexed with which indexing agency
1	ARC syndrome: a rare cause of infantile cholestasis	Panale P, Jamal AZ, Bhat V, Thergaonkar RW	Pediatrics	Journal of Marine Medical Society	DOAJ
2	Covid-19 induced acute pancreatitis- a case series	Mukund B, Bhat V, Kumar A, Thergaonkar RW	Pediatrics, Medicine	Journal of Marine Medical Society	DOAJ
3	Early neurodevelopmental intervention: a hospital-based observational study	Thergaonkar N, Thergaonkar RW, Bhat V	Pediatrics	Journal of Marine Medical Society	DOAJ
4	Combined saposin deficiency: a rare occurrence	Bhat V, Thergaonkar RW,	Pediatrics	Medical Journal Armed Forces India	Pubmed
5	Consensus Guidelines on Management of Steroid-Resistant Nephrotic Syndrome	Thergaonkar R	Pediatrics	Indian Pediatrics	Pubmed
6	Management of a Neonatal Femoral Shaft Fracture Following breech presentation	Bhat V.	Pediatrics	Journal of Marine Medical Society	DOAJ
7	Adrenocortical	Bhat V	Pediatrics	Indian	Pubmed

	dysfunctions in neonatal septic shock			Journal of Pediatrics	
8	Clinical Features Associated With Need for Mechanical Ventilation in Children With Guillain-Barré Syndrome: Retrospective Cohort From India	Mukund B	Pediatrics	Pediatric Critical Care Medicine	Pubmed
9	Coronavirus disease 2019- A pediatrician,s perspectiv	Mukund B, Bhat, V	Pediatrics	Journal of Marine Medical Society	DOAJ
10	Comparative analysis of blind vs real-time ultrasound-guided pediatric renal biopsies: A cross-sectional study	Mukund B	Pediatrics	Medical Journal Armed Forces India	Pubmed
11	Predictors of mortality in children with cystic fibrosis in India	Kaur H	Pediatrics	Pediatric Pulmonology	Pubmed

#### 8. Academic activities (outcome based):

Sr. No.	Activity	Frequency
1	Seminar	01 per week
2	Journal Club	01 per week
3	Tutorials	01 per week
4	Case Presentation	01 per week
5	Any Other	Faculty lecture/Interdepartmental Seminar- 1-2per week

#### 9. Specialty clinics run by the department of Paediatrics with number of patients in each:

Name of the Clinic	Weekday/s	Timings	Number of cases (Avg)	Name of Clinic In-charge
Paediatric Cardiology				
Paediatric Nephrology	Monday	8AM to 2:30 PM	10	Dr RW Thergaonkar
Paediatric Endocrine	Patients seen in regular Pediatric OPD			
PaediatricHaematology	Patients seen in regular Pediatric OPD			
Diarrhoea (Gastro)	Daily	8AM to 2:30 PM	50	Dr AZ Jamal
PaediatricNeurology	Tuesday,Wednesday	8AM to 2:30 PM	50	Dr Bal Mukund



Neonatology a. High risk b. Well baby	Wednesday, Friday	8AM to 2:30 PM	50	Dr Vivek Bhat
Immunization	Daily	8AM to 2:30 PM	50	Dr Amrapali Mate
Paediatric Asthma	Wednesday, Monday	8AM to 2:30 PM	25	Dr Hardeep Kaur
Thalassemia	Patient Seen in regular OPD			
Any other clinic Development Clinic (EIC)	Monday, Wednesday, Friday	8AM to 2:30 PM	10	Dr Amrapali Mate

**10. Services provided by the department of Paediatrics:**

Service / facility	Yes / No – Remarks if any
a) <b>Neonatal services:</b> i. NICU ii. Neonatal ventilation iii. Exchange transfusion iv. Phototherapy v. Parenteral nutrition	Yes to all
b) <b>Endoscopy</b>	Yes. Bronchoscopy by Pediatric Pulmonologist in Dept. Endoscopy by Gastroenterologist.
c) <b>Dialysis</b>	Yes. Pediatric Nephrologist available in dept. Hospital has a dialysis unit.
d) <b>Paediatric Ventilation</b>	Yes
e) <b>Thalassemia day care center</b>	Yes
f) <b>Physiotherapy section</b>	Yes. Hospital's Physiotherapy Dept provides the services. Dept has an Early Intervention Centre which provides occupational therapy.
g) <b>Child counseling services</b>	Yes. Services are provided in the Early Intervention Centre as well as the Child Guidance Clinic run by Dept of Psychiatry.
h) <b>HIV</b>	Yes.
i) <b>Delivery room services</b>	Yes.
j) <b>Investigative facilities</b> i. Endoscopy ii. Bronchoscopy iii. PFT iv. ABG	Yes. Bronchoscopy by Pediatric Pulmonologist in Dept. Endoscopy by Gastroenterologist.
k) <b>Any other</b>	Dept has an Early Intervention Centre which provides occupational therapy.

**11. Equipment: List of important equipment\* available and their functional status. (Please fill out the details of the list here below. NO annexure to be attached)**

<b>Equipm ent</b>	<b>Numbers / functional status / comments</b>
1) Multipara Monitors	15/10 functional
2) Upper GI endoscope	01 (held in Dept of Gastroenterology)
3) Dialysis machines	20 (all functional, held in Dept of Nephrology)
4) Echo – color Doppler	01/ functional
5) Resuscitation kit	07/functional
6) Phototherapy Units (CFL & LED)	05/functional
7) Radiant warmer	16/12 functional
8) Pulse Oxymeters	02/functional
9) Ventilator	06/ all functional
10) ECG	02/functional (01 held with casualty dept, 01 with Dept of Medicine)
11) CPAP	02/ functional
12) Crash cart	03/functional
13) Computerized PFT equipment	01/functional (held with Dept of Pulmonology)
14) ABG machine	02/ functional( held with adult ICU/Cardiac ICU)
15) Syringe pump	15/11 functional
16) Bronchoscope	01/ functional (held with Dept of Pulmonology)
17) USG	02/both functional
18) Defibrillator	02/ 01 functional
19) Transport Incubator	02/01 functional
20) Stadiometer/weighing scale	01/functional
21) Laminar Flow (desirable)	-
22) Any other equipment	01 CRRT machine (functional), 02 vein viewers (both functional)

  
 (R Shankarsh)  
 Signature of Dean  
 Surgeon Commodore  
 Dean and Commodore Academics



## Department Specific Information in the Hospital

Please fill in the information for the broad specialities, where PG seats are available. (For rest of the departments – Please mark as “Not Applicable”)

### Department of General Medicine

#### 1. Intake Capacity:

Course	Subject	No. of Recognized Seats	No. of Permitted Seats	Total Intake Capacity
MD	GENERAL MEDICINE	10	-	10

#### 2. Total Teachers & Residents available in the Department:

Sr. No	Name of the Teacher	Designation	MUHS Approved Designation	PG Teacher Recognition Status (Permanent/Temporary)	If temporary, Approval/Recognition on granted till
1	Surg Cmde Vivek Hande	Professor	Yes	Permanent	
2	Surg Capt R Ananthakrishnan	Professor	Yes	Permanent	
3	Surg Capt Rajesh Pandey	AssociateProfessor	Yes	Permanent	
4	Col Amol Patel	AssociateProfessor	Yes	Permanent	
5	Col VS Shekhawat	AssociateProfessor	Yes	Permanent	
6	Surg Cdr Vineet Behera	AssociateProfessor	Yes	Permanent	
7	Surg Cdr Ramakant	AssociateProfessor	Yes	Permanent	
8	Surg Cdr Amit Kumar	AssistantProfessor	Yes	Permanent	
9	Surg Cdr S Mohanty	AssistantProfessor	Yes	Permanent	
10	Lt Col Julie Sachdeva	AssistantProfessor	Yes	Permanent	
11	Col Ashok Meshram	AssistantProfessor	Yes	Permanent	
12	Surg Cdr KD Kamal	AssistantProfessor	Yes	Permanent	
13	Surg Cdr Prabhat Chauhan	AssistantProfessor	Yes	Permanent	
14	Surg Cdr Mayank Kacker	Sr. Resident	Yes	Permanent	
15	Surg Cdr Mukesh Kamble	Sr. Resident	Yes	Permanent	
16	Maj J Jayakrishnan	Jr. Resident			
17	Maj MP Vineeth	Jr. Resident			
18	Maj Vishwanath	Jr. Resident			
19	Maj Arashdeep	Jr. Resident			
20	Dr Kapil Kalra	Jr. Resident			
21	Dr Biridichand Yadav	Jr. Resident			

22	Maj Pavan Krishna	Jr. Resident			
23	Maj Sudeep Kumar Roy	Jr. Resident			
24	Maj Ritu Ranjan Kumar	Jr. Resident			
25	Dr Srikanth K	Jr. Resident			
26	Dr R R Siva Nayak	Jr. Resident			
27	Dr Shreekant Markad	Jr. Resident			
28	Dr J Kavya	Jr. Resident			
29	Dr Amith Kumar Mohanty	Jr. Resident			
30	Dr Deepthy Jagadish	Jr. Resident			
31	Dr Vaibhav Gupta	Jr. Resident			
32	Dr Rohith KP	Jr. Resident			
33	Maj Praveen Jayarajan	Jr. Resident			
34	Maj Nikunj Tiwari	Jr. Resident			
35	Maj B Kumar Reddy	Jr. Resident			
36	Maj Vignesh S	Jr. Resident			
37	Maj Vijay Sasikumar	Jr. Resident			
38	Dr. Y Rakesh	Jr. Resident			
39	Dr. Pradeep Kumar T	Jr. Resident			
40	Dr Kiran K Ponugumati	Jr. Resident			
41	Dr Barundeeep Singh	Jr. Resident			
42	Dr M Uday Kumar	Jr. Resident			

### 3. Summary of Teaching staff in the Department:

Sr.No.	Designation	Required (As per the PG Medical Regulations 2000)	Available	Deficiency
1.	Professor	01	02	NIL
2.	Associate Professor	04	05	NIL
3.	Assistant Professor	03	05	-
4.	Senior Resident	03	02	01
5.	Junior Resident	30	28	02

### 4. Summary of Recognized PG Teacher in the department:

Sr. No.	Designation	No. of Recognized PG Teacher
1	Professor	02
2	Associate Professor	05
3	Assistant Professor	05



Unit Number	Beds Available
I	80
II	80
III	80
<b>Total</b>	<b>320</b>

**6. Clinical workload of the Department:**

Particulars	Average Daily for last month
OPD attendance	244
Total number of new admissions	24
Bed Occupancy	82%

**7. Publications in Index Journals in last year:**

(Please do not repeat publication details for same publication with multiple authors from same institute)

Sr. No.	Title	Authors from the institute	Department s of authors	Journal details	Journal indexed with which indexing agency
1	Spectrum of cardiovascular manifestations in homozygous familial hypercholesterolemia	Surg Capt R Ananthakrishnan	Medicine	Journal of Marine Medical Society. Volume XX. IssueXX	MCI Recognised Index
2	Prevalence of cardiac arrhythmias in patients of obstructive sleep apnea syndrome and changes after 6 months of continuous positive airway pressure therapy.	Surg Capt R Ananthakrishnan Surg Cdr Soumitra Mohanty	Medicine	Journal of Marine Medical Society 202; 23 :39-42	MCI Recognised Index
3	Echocardiographic manifestations in patients on renal replacement	Surg Capt R Ananthakrishnan	Medicine	Journal of Marine Medical Society 2022; 24	MCI Recognised Index

	therapy and renal transplant recipients			17-23	
4	Performing safer procedures in cardiac catheterization laboratories during the covid-19 pandemic	Surg Capt Rajesh Pandey	Medicine	International Journal of Scientific Research Volume-10, Issue-10. October 2021	MCI Recognised Index
5	Cancer trends and burden among Armed Forces personnel, veterans and their families: Cancer registry data analysis from tertiary care hospital	Col Amol Patel	Medicine	Med J Armed Forces India [Internet]. 2021 Apr 12	MCI Recognised Index
6	COVID-19, Cancer, and Congregation: An Observational Study from a Tertiary Care Hospital in New Delhi	Col Amol Patel	Medicine	Indian J Med Paediatric Oncol. 2021 Feb;42(1):6-10.	MCI Recognised Index
7	Personal Protective Equipment use is associated with physical and neurological dysfunction among health care workers - Survey Report During the Covid-19 Pandemic	Col Amol Patel	Medicine	Journal of The Association of Physicians of India, Vol. 69, 147, June 2021	MCI Recognised Index
8	Adult Soft Tissue Sarcoma: A	Col Amol Patel	Medicine	Indian J Med Paediatric	MCI Recognised Index



	Prospective Observational Real-World Data			Oncol 2021 Aug;42(4): 339—45	
9	Cancer in the Adolescent and Young Adults (AYA) and Children: A Comprehensive Analysis of the Epidemiology and Psychosocial Morbidity in the Indian Population	Col Amol Patel	Medicine	South Asian J Cancer [Internet]. 2021 Dec 31	MCI Recognised Index
10	Pharmacoeconomics	Col Amol Patel	Medicine	Indian J Med Paediatric Oncol. 2021 May;42(3): 218— 20.	MCI Recognised Index
11	Revisiting Fulvestrant Dosing in Uncertain Economic Times	Col Amol Patel	Medicine	JCO Glob Oncol. 2021 Jan 6;(7):1— 3.	MCI Recognised Index
12	ERBB and FGFR2 pathway inhibition in biliary tract cancers — Dawn of a new beginning	Col Amol Patel	Medicine	Int J Mol Immuno Oncol. 2021 Sep 27;6(3): 132—5.	MCI Recognised Index
13	Gallbladder reporting and data system (GB-RADS) for risk stratification of gallbladder wall thickening on ultrasonography: an international expert	Col Amol Patel	Medicine	Abdom Radiol N Y. 2021 Dec 1	MCI Recognised Index



Signature of Dean  
(R Shankaran)

	consensus				
14	My experience of the "cancer train." Cancer Res Stat Treat	Col Amol Patel	Medicine	2021 Apr 1;4(2):208.	MCI Recognised Index
15	Reply to D. O'Reilly et al	Col Amol Patel	Medicine	JCO Glob Oncol.2021 Apr 1;(7):648—648	MCI Recognised Index
16	Pembrolizumah Weight-Based Dosing: Conviction and Lacunae in Adopting a Cost-Saving Approach—A Survey Report	Col Amol Patel	Medicine	Indian J Med Paediatric Oncol.	MCI Recognised Index
17	Pembrolizumab weight-based dosing — A call for policy change	Col Amol Patel	Medicine	Indian J Med Paediatr Oncol. 2022 Feb 21; s-0042-1742651	MCI Recognised Index
18	World Breast Cancer Patient Follow-Up Practices by Medical Oncologists in India—A Survey Report	Col Amol Patel	Medicine	South Asia n J Cancer (Internet). 2022 Feb 5	MCI Recognised Index
19	Improving Access to immunotherapy in Low and Middle-Income Countries	Col Amol Patel	Medicine	Ann Onclo[inter net] 2022 Jan 12[cited 2022 Jan 18; 0(0)	MCI Recognised Index
20	Cardiac tamponade as first manifestation of primary	Col V S Shekhawat	Medicine	J Mar Med Soc 2022 Apr	MCI Recognised Index



	hypothyroidism				
21	Seropositivity of severe acute respiratory syndrome coronavirus 2 infection among healthcare workers of the Armed Forces medical services, India: A multicentric study	Col V S Shekhawat	Medicine	MJAFI 2021 Jul: S359-S365.	MCI Recognised Index
22	diabetes insipidus: A case series and literature review	Col V S Shekhawat	Medicine	J Mar Med Soc 2022 Apr.	MCI Recognised Index
23	Reversible Tumorous Pituitary Enlargement Due to Primary Hypothyroidism	Col V S Shekhawat	Medicine	Am J Med. 2022 Jan 31; S0002-9343(22)00051-1.	MCI Recognised Index
24	Cleidocranial dysplasia — A case report discussing the clinical and radiological manifestations	Col V S Shekhawat	Medicine	J Mar Med Soc 2021; 22: 238-40	MCI Recognised Index
25	Risk of stent migration in intended long-term biliary plastic stents: Is being straight good?	Surg Cdr Amit Kumar	Medicine	Digestive diseases and sciences 2022	MCI Recognised Index
26	One year outcomes of novel BioMime Morph tapered stent in long and multiple	Surg Cdr Soumitra Mohanty	Medicine	Anatol J Cardiol 2021; 25 X	MCI Recognised Index

	coronary artery lesions				
27	An analysis of mortality and survival of COVID 19 patients admitted to a tertiary care hospital in Maharashtra, India	Surg Cdr Vineet Behera	Medicine	MJAFI. 2021 Jul 1; 77 :S353-8	MCI Recognised Index
28	hydroxychloroquine as pre exposure prophylaxis of COVID-19 in health care workers: A single centre study	Surg Cdr Vineet Behera	Medicine	J Mar Med Soc 2021; 22: S98-104	MCI Recognised Index
29	Post Membranous Nephropathy — A case report.	Surg Cdr Prabhat Chauhan	Medicine	Indian Journal of Transplantation. Volume 16. Issue 1	MCI Recognised Index
30	ANCA associated vasculitis following ChAdOx1 nCoV19 vaccination case-based review	Surg Cdr Prabhat Chauhan	Medicine	Rheumatology International; Feb 2022	MCI Recognised Index

#### 8. Academic activities:

Sr. No.	Activity	Frequency
1.	Seminar	1/ week
2.	Journal Club	1/ two week
3.	Tutorials	1/ week
4.	Case Presentation	2/ week
5.	Any Other	1/ week



**9. Specialty clinics run by the department with number of patients in each:**

Name of the Clinic	Weekday/s	Timings	Number of cases (Avg)	Name of Clinic In-charge	
1) Cardiovascular	02	0800-1500h	110	Surg Capt R Ananthakrishnan	
2) Nephrology	03	0800-1500h	92	Surg Cdr Vineet Behera	
3) Endocrine	03	0800-1500h	74	Surg Cdr KD Kamal	
4) Haematology	02	0800-1500h	45	Col Ashok Meshram	
5) Gastroenterology	02	0800-1500h	66	Surg Cdr Amit Kumar	
6) Neurology	02	0800-1500h	36	Lt Col Julie Sachdeva	
7) Any other clinic	Respiratory	02	0800-1500h	35	Surg Lt Cdr Manjit Tendolkar
	Rheumatology	02	0800-1500h	40	Surg Cdr Ramakant
	Onco Day Care	02	0800-1500h	35	Col Amol Patel

**10. Services provided by the department of Medicine:**

Service / facility	Yes / No – Remarks if any
a) <b>Cardiology services (ICCU)</b> i. ECG ii. TMT iii. Echo (with color Doppler) iv. Holter	Yes
b) <b>Bronchoscopy</b>	Yes
c) <b>Endoscopy &amp; Colonoscopy</b>	Yes
d) <b>Dialysis</b>	Yes
e) <b>Physiotherapy Section.</b>	Yes
f) <b>Investigative facilities</b> i. Nerve conduction, ii. EMG etc.	Yes
g) <b>Other special facilities</b>	EEG, EP Studies, TCD, PFT, Lung Biopsy, Endobronchial Biopsy, USG, AFT, DEXA Scan, Sleep Study, Transbronchial Needle aspiration, Ambulatory EEG, Ambulatory ECG, HUTT, Holter, CRRT, CAPB, Renal Transplant.

**11. Equipment: List of important equipment\* available and their functional status. (Please fill out the details of the list here below. NO annexure to be attached)**

<b>Equipment</b>	<b>Numbers / functional status / comments</b>
Multipara Monitors	42/Ops
Upper GI endoscope	05/Ops
Dialysis machines	22/Ops
Echo – color Doppler	03/Ops
Resuscitation kit	10/Ops
Pulse Oxymeters	52/Ops
Colonoscope	02/Ops
ECG	07/Ops
Holter	02/Ops
Crash cart	22/Ops
Computerized PFT equipment	01/Ops
Syringe pump	36/Ops
Bronchoscope	02/Ops
TMT	02/Ops
Defibrillator	03/Ops
Other routine use equipment	EEG machine, NCS Machine, Thoracoscope, ALICE 5 Sleep Study, USG machine, PNFC, SR 300 Analyser, Hologic bone densitometer, IABP, C-ARM, LUCAS, ACT, TEE, HUTT machine, ROTA, OCT



### Department Specific Information in the Hospital

Please fill in the information for the broad specialities, where PG seats are available. (For rest of the departments – Please mark as “Not Applicable”)

#### Department of General Surgery

#### 1. Intake Capacity:

Course	Subject	No. of Recognized Seats	No. of Permitted Seats	Total Intake Capacity
MS	General Surgery	06	00	06

#### 2. Total Teachers & Residents available in the Department:

Sr. No.	Name of the Teacher	Designation	MUHS Approved Designation	PG Teacher Recognition Status (Permanent/Temporary)	If temporary, Approval/Recognition granted till
1	R Shankaran	Professor	Professor	Permanent	-
2	M D Sudhan	Assoc Prof	Assoc Prof	Permanent	-
3	Amitabh Mohan	Assoc Prof	Assoc Prof	Permanent	-
4	Munish Malhotra	Assoc Prof	Assoc Prof	Permanent	-
5	Rupesh Kumar Singh	Assoc Prof	Assoc Prof	Permanent	-
6	Vikas Dhawan	Asst Prof	Asst Prof	Permanent	-
7	Tarun Pareek	Asst Prof	Asst Prof	Permanent	-
8	Aabhas Mishra	Asst Prof	Asst Prof	Permanent	-
9	Manish Ujwal	Asst Prof	Asst Prof	Permanent	-
10	Sidharth Tyagi	Asst Prof	Asst Prof	Permanent	-
11	Rakesh Jha	Asst Prof	Asst Prof	Permanent	-
12	Vikrant Gazi	SR	SR	Permanent	-
13	Naveen Kumar	SR	SR	Permanent	-
14	Murugesh A	Resident		Permanent	-
15	Vineeth K Dagar	Resident		Permanent	-
16	D Tushar Y	Resident		Permanent	-
17	CP Shanthanu	Resident		Permanent	-
18	LM Sandhya	Resident		Permanent	-
19	Sanjay Singh	Resident		Permanent	-
20	P V Jayaram	Resident		Permanent	-
21	Akhil Das	Resident		Permanent	-
22	Sagar Saxena	Resident		Permanent	-
23	Y Pallavi	Resident		Permanent	-

24	Abdul kadir Boringwala	Resident		Permanent	
25	Kanishk Malik	Resident		Permanent	
26	GAR Reddy	Resident		Permanent	
27	S Uday Kumar	Resident		Permanent	
28	Sanjeev Kumar	Resident		Permanent	
29	Biman Lahiri	Resident		Permanent	
30	A P Gupta	Resident		Permanent	
31	A K Mishra	Resident		Permanent	

### 3. Summary of Teaching staff in the Department:

Sr. No.	Designation	Required (As per the PG Medical Regulations 2000)	Available	Deficiency
1	Professor	1	1	Nil
2	Associate Professor	3	4	nil
3	Assistant Professor	2	6	Nil
4	Senior Resident	2	2	Nil
5	Junior Resident	18	18	Nil

### 4. Summary of Recognized PG Teacher in the department:

Sr. No.	Designation	No. of Recognized PG Teacher
1	Professor	1
2	Associate Professor	4
3	Assistant Professor	6

### 5. Number of Units with beds in each unit :

Unit Number	Beds Available
I	100
II	100
<b>Total</b>	<b>200</b>

### 6. Clinical workload of the Department:

Particulars	Average Daily for last month
OPD attendance	189
Total number of new admissions	14
Bed Occupancy	102
Major Surgeries	8
Minor Surgeries	6



**7. Publications in Index Journals in last year:**

(Please do not repeat publication details for same publication with multiple authors from same institute)

Sr. No.	Title	Authors from the institute	Department s of authors	Journal details	Journal indexed with which indexing agency
1	Cancer trends and burden among Armed Forces personnel, veterans and their families: Cancer registry data analysis from tertiary care hospital	R. Shankaran	Surgery	Medical Journal Armed Forces India, 2021.	PUBMED
2	Use of Tumescent Anesthesia in Surgical Excision of Gynecomastia.	Amitabh Mohan	Surgery	Surg Innov. 2021 Apr	PUBMED
3	Spinal pedicle Morphometry using Multidetector CT- An experience from Indian Subcontinent.	Manoharan D. Sudhan	Surgery	Indian J Neurosurgery; Jun 2021.	PUBMED
4	Laparoscopic Excision of Urachal Remnant - A Viable Approach.	Amitabh Mohan, Naveen Goud	Surgery	International Journal Dental and Medical Sciences Research. 2022;4(1):21-26	PUBMED
5	Tunnelled Tensor Fascia Lata in Trapezius Transfer—A Novel Technique for Upper Brachial Plexus Injury.	Amitabh Mohan	Surgery	journal of peripheral nerve surgery. 2021;5(1):30-33.	PUBMED
6	A study to evaluate reduction in blood loss by topical application of tranexamic acid in burn wound surgery.	Amitabh Mohan	Surgery	J Mar Med Soc 2021;23:129-34	PUBMED
7	Extra-lymphatic Filariasis on the Face—A Tale of Vanishing Swelling. Indian J Surg 83, 949–950 (2021).	Amitabh Mohan	Surgery	Indian J Surg 83, 949–950 (2021).	PUBMED
8	A comparative study to see the outcome in patients suffering from fissure-in-ano following modified	Ghose SS	Surgery	J Curr Res Sci Med 2021;7:9-13	PUBMED

	closed lateral internal sphincterotomy, closed lateral internal sphincterotomy, and fissurectomy.				
9	Relationship between thyroid disorder and iron deficiency anaemia in pregnancy.	Ghose SS, Amitabh Mohan	Surgery	The New Indian Journal of OBGYN. 2021;7(2):163-167	PUBMED
10	Role of Cardio-biomarkers (NT-Pro BNP and Troponin I) in cardiac risk stratification of patients undergoing major vascular surgeries.	Rakesh Kumar Jha	Surgery	Indian J VascEndovasc Surg 2021;8, Suppl S2:114-9	PUBMED
11	Open Brachial Access for Endovascular Treatment: Our Five Years Institutional Experience.	Rakesh Kumar Jha	Surgery	International Journal of Health and Clinical Research, 2021; 4(11):28-32.	PUBMED
12	Upper Limb Ischaemia — a Critical Analysis of 150 Patients Managed at a Tertiary Care Hospital.	Rakesh Kumar Jha	Surgery	Indian J Surg (2021).	PUBMED
13	Neurosurgical outcomes, protocols, and resource management during lockdown: early institutional experience from one of the world's largest COVID 19 hotspots.	MD Sudhan, Rupesh Kumar Singh, R. Shankaran	Surgery	World Neurosurgery. 2021 Nov 1;155:e34-40.	PUBMED
14	Comparison of Caprini's and Padua's Risk Assessment Scores in the Prediction of Deep Vein Thrombosis in Surgical Patients at a Tertiary Care Hospital.	Rakesh Kumar Jha	Surgery	Indian J Surg (2022).	PUBMED
15	Central diabetes insipidus: A case	Manoharan D. Sudhan	Surgery	J Mar Med Soc [Epub ahead of print]	PUBMED



**8. Academic activities (outcome based):**

Sr. No.	Activity	Frequency
1	Seminar	1 Per week
2	Journal Club	1 Per week
3	Tutorials	1 Per week
4	Case Presentation	1 Or 2 Per week
5	Any Other	-

**9. Operation theatres:**

No. of OTs	Central Oxy / Nitrous Oxide Y/N	Anesthesia Machine Y/N	Multipara Monitor with Capnograph Y/N	Defibrillators Y/N	Infusion Pumps Y/N
9	Y	Y	Y	Y	Y

**10. Specialty clinics run by the department of Surgery with number of patients in each:**

Name of the Clinic	Weekday/s	Timings	Number of cases (Avg)	Name of Clinic In-charge
CTVS	Tuesday, Friday	0800 to 1430h	13	Col Amit Pushkarna
Urology	Tuesday, Friday	0800 to 1430h	44	Col Vikas Dhawan
Plastic Surgery	Wednesday, Saturday	0800 to 1430h	26	Surg Cdr Amitabh Mohan
GI Surgical	Monday, Wednesday & Saturday	0800 to 1430h	14	Surg Cdr Aabhas Mishra
Neurosurgery	Monday, Thursday & Saturday	0800 to 1430h	48	Gp Capt M D Sudhan
Paediatric Surgery	Wednesday & Saturday	0800 to 1430h	5	Surg Cdr Sdharth Tyagi
Surgical Oncology	Wednesday, Saturday	0800 to 1430h	21	Surg Cdr Munish Malhotra
Any other clinic	Thursday & Friday	0800 to 1430h	5	Surg Cdr R K Jha

**11. Services provided by the department of Surgery:**

Service / facility	Yes / No – Remarks if any
Upper GI Endoscopy	In conjunction with GE physician
Colonoscopy	In conjunction with GE physician
Any other	Proctoscopy, Gastric Banding, Injection sclerotherapy, Punch Biopsy, Trucut Biopsy



**12. Equipment: List of important equipment\* available and their functional status.(Please fill out the details of the list here below. NO annexure to be attached)**

<b>Equipment</b>	<b>Numbers / functional status / comments</b>
Upper GI Endoscope	01/ Functional
Lower GI Endoscope	01/ Functional
Laparoscopy equipment	01/ Functional
<b>Any other equipment</b>	
Appasamy Operating Zoom Microscope	01/ Functional
Vaccume Assisted Closure System	01/ Functional
Electro Dermatome	01/ Functional
Diathermy Bipolar	01/ Functional
Surgical Operating Microscope	01/ Functional
Infusion Pump	01/ Functional
EMCO Doppler	01/ Functional
Plastic Drill & Saw with standard Accessories	01/ Functional
Examination Flexible Light	01/ Functional
Automatic Tourniquet	01/ Functional
Power Assisted Liposuction Machine	01/ Functional
Lamp Electric Field 12V with Step Down Transformer	01/ Functional
Mechanical Pneumatic Compressor Device	01/ Functional
Plaster Cutting Electric	01/ Functional
Fiber Optic Light Source	01/ Functional
Automatic Electronic Tourniquet System	01/ Functional
ECG/NIBP/SP02/Temp Monitor with Accessories	01/ Functional
Electric Dermatome with accessories	01/ Functional
Automatic Electronic Tourniquet System	01/ Functional
Bipolar resctoscope& generator set	01/ Functional
Dornier Lithotripter compta delta	01/ Functional
Swiss Lithoclast master	01/ Functional
Mobile C-arm Image intensifire HF 59	01/ Functional
Holmium Yag laser with morcellator 100 watt	01/ Functional
Allenger 49 R C Arm imagt intensifier	01/ Functional
Laprosopic Urology set with Videoendoscopy	01/ Functional
HD Camera with HD Monitor (Olympus)	01/ Functional
Laprosopic surgical set	01/ Functional
DORnier Lithotripsy ULTRASOUND	01/ Functional



Miniature Nephroscope	01/ Functional
Flexilble Ueretroscope for RIRS	01/ Functional
Laprosopic surgicals set	01/ Functional
Head Light	01/ Functional
Thunder Beat	01/ Functional
Argon Beam Coagulator	01/ Functional
Laprosopic surgical set	01/ Functional
Advanced 3 chip Laprosopic set with dat archiving system	01/ Functional
Neuro Surgery Oerating Microscope with fluorescein angiography	01/ Functional
Neuro Endoscopes cranial and Trans Sphenoidal instrumentation	01/ Functional
Neuro Surgical craniotome drill system	01/ Functional
Ultrasonic Aspirator	01/ Functional

**Department Specific Information in the Hospital**

Please fill in the information for the broad specialities, where PG seats are available. (For rest of the departments – Please mark as “Not Applicable”)

**Department of Obstetrics & Gynaecology**

**1. Intake Capacity:**

Course	Subject	No. of Recognized Seats	No. of Permitted Seats	Total Intake Capacity
MS	Obstetrics & Gynaecology	03	-	03

**2. Total Teachers & Residents available in the Department:**

Sr. No.	Name of the Teacher	Designation	MUHS Approved Designation	PG Teacher Recognition Status (Permanent/Temporary)	If temporary, Approval/Recognition granted till
01	Surg R AdmAnupamKapur	Professor	Professor	Permanent	-
02	SurgCmde G D Maiti	Professor & HOD	Professor	Permanent	-
03	Lt Col Rajesh Sharma	Associate Professor	Associate Professor	Permanent	-
04	Surg Cdr Aparna Krishnamurthy	Assistant Professor	Associate Professor	Permanent	-
05	Surg Cdr Tina Singh	Associate Professor	Associate Professor	Permanent	-
06	Surg Cdr Mili D Choudhury	Associate Professor	Associate Professor	Permanent	-
07	Surg Cdr Shazia Khan	Associate Professor	Associate Professor	Permanent	-
08	Surg Lt Cdr Devdutt I Pitale	Senior Resident	Senior Resident	Permanent	-
09	Lt Col Hemant S Bhosle	Resident	Resident	-	-
10	Lt col Prem Kumar Bisai	Resident	Resident	-	-
11	DrAsshlsaa	Resident	Resident	-	-
12	MajSwathiGandla	Resident	Resident	-	-
13	Surg Lt Cdr Sunil Kumar	Resident	Resident	-	-
14	Surg Lt Cdr SonamKumari	Resident	Resident	-	-
15	Surg Lt Cdr Pooja	Resident	Resident	-	-
16	Surg Lt Cdr Namrata	Resident	Resident	-	-
17	Maj RS Jayalaxmi	Resident	Resident	-	-

  
 (R S Jayalaxmi)  
 Signature of Dean  
 Surgeon Commodore  
 Academic



### 3. Summary of Teaching staff in the Department:

Sr. No.	Designation	Required (As per the PG Medical Regulations 2000)	Available	Deficiency
1	Professor	01	02	-
2	Associate Professor	01	05	-
3	Assistant Professor	01	00	-
4	Senior Resident	01	00	-
5	Junior Resident	09	09	-

### 4. Summary of Recognized PG Teacher in the department:

Sr. No.	Designation	No. of Recognized PG Teacher
1	Professor	02
2	Associate Professor	04
3	Assistant Professor	01

### 5. Number of Units with beds in each unit :

Unit Number	Beds Available
I	62
<b>Total</b>	<b>62</b>

### 6. Clinical workload of the Department:

Particulars	Average Daily for last month
OPD attendance	163.6
Total number of new admissions	5.16
Bed Occupancy	51 %
Major Surgeries	1.6
Minor Surgeries	17.5
Normal deliveries	1.1
Caesarian deliveries	0.766

### 7. Publications in Index Journals in last year:

(Please do not repeat publication details for same publication with multiple authors from same institute)

Sr. No.	Title	Authors from the institute	Department s of authors	Journal details	Journal indexed with which indexing agency
1	Vaginal natural orifice trans vaginal endoscopic surgery (v NOTES) Surgical staging for endometrial carcinoma : the feasibility of an innovative approach.	Surg Cdr Shazia Khan	Obstetrics &Gynecology	Taiwan J ObstetGy ne col. 2022 Mar: 61(2) : 345-352	Yes
2	Isolated fallopian tube torsion with gangrenous	Surg Cdr Shazia Khan	Obstetrics &Gynaecolo	Gynecol Minim	Yes



	torsion with gangrenous necrosis.	Shazia Khan	&Gynaecology	Minim Invasive Ther 2022, 11:70	
3	Role of routine urine culture in predicting asymptomatic bacteriuria in pregnancy and the prevalence of asymptomatic bacteriuria in pregnant women.	Surg Cdr Aparna Krishanmurty Surg Cdr Tina Singh Surg Cdr Shazia Khan	Obstetrics &Gynaecology	Indian Journal of obstetrics and Gynecological research. Nov2021; 8(4):513-517	Yes
4	Treating Deep endometriosis in infertile patients before assisted reproductive technology	Surg Cdr Shazia Khan	Obstetrics &Gynaecology	Gynecol Minim Invasive Ther, 2021 Nov 5;10(4):197-202	Yes
5	Osseous metaplasia of endometrium – the bony womb and its hysteroscopic management.	SurgRAdmAnupamKapur Surg Cdr Shazia Khan	Obstetrics &Gynaecology	Journal of Gynecologic Surgery. Feb 2021.40-43	Yes
6	Techniques for completing Colpotomywithout Uterine Manipulator in total Laparoscopic Hysterectomy.	Surg Cdr ShaziaKhan	Obstetrics &Gynaecology	J South Asian Feder OBs Gynae 2021; 13(1);74-76	Yes
7	Removing a Deeply Located, Cul De Sac, LargeRetroperitoneal Leiomyoma using Doyen's Screw.	Surg Cdr Shazia Khan	Obstetrics &Gynaecology	Journal of Gynecologic Surgery 2021;37:1, 56-59	Yes
8	Relation between thyroid disorder and iron deficiencyanaemia in pregnancy.	Surg Cdr Mili Das Choudhury	Obstetrics &Gynaecology	Indian Journal of OBGYN 2021;7:2, 163-167	Yes
9	A comparative study to see the outcome in patients suffering from fissure in ano following	Surg Cdr Mili Das Choudhury	Obstetrics &Gynaecology	Journal of current Research in	Yes



	modified closed lateral internal sphincterotomy, closed lateral internal sphincterotomy and fissurectomy.			Scientific medicine 2021;7:1, 9-13	
10	Prospective study of Primary Cesarean section in Multigravida.	Surg Cdr Tina Singh	Obstetrics &Gynaecology	The New Indian Journal Of OBGYN	Yes
11	Can three-dimensional transvaginalsonography replace office hysteroscopy in detecting uterine abnormalities in infertility patients.	Lt Col Rajesh Sharma	Obstetrics &Gynaecology	J Hum Reprodsci 2021: 14:392-9	Yes
12	Transvaginal ultrasound-guided methotrexate instillation for failed medical management of ectopic pregnancies in subfertile women.	Lt Col Rajesh Sharma	Obstetrics &Gynaecology	J hum reprodsci 2022:15:90-5	Yes
13	Noninvasive assessment of human oocytes and embryos in assisted reproduction	Lt Col Rajesh Sharma	Obstetrics &Gynaecology	<a href="https://doi.org/10.1016/j.miafi.2021-04-002">https://doi.org/10.1016/j.miafi.2021-04-002</a>	Yes

**8. Academic activities (outcome based):**

Sr. No.	Activity	Frequency
1	Seminar	28
2	Journal Club	8
3	Tutorials	20
4	CasePresentation	24
5	Group Discussion	14
6	Guest Lecture	03
7	Theory Classes	42

**9. Operation theatres:**

No of OTs	Central Oxy / Nitrous Oxide Y/N	Anesthesia Machin Y/N	Multipara Monitor with Capnograph Y/N	Defibrillators Y/N	Infusion Pumps Y/N
01	Y/Y/Y	Y	Y	Y	Y

**10. Specialty clinics run by the department of Obstetrics & Gynecology with number of patients in each:**

Name of the Clinic	Weekday /s	Timings	Number of cases (Avg)	Name of Clinic In-charge
1) Ante-Natal Clinic	Mon/Wed/Fri/Sat	0800-1430Hrs	75	Surg Cdr Aparna K M



2) High-risk pregnancy clinic	Mon/Wed/Fri/Sat	0800-1430Hrs	25	Surg Cmde G D Maiti
3) Post Natal Clinic	Mon/Wed/Fri/Sat	0800-1430Hrs	20	Surg Cdr Aparna K M
4) Cancer Clinic	Mon/Wed/Fri/Sat	0800-1430Hrs	08	Surg Cdr Mili D C
5) Infertility Clinic	Mon/Wed/Fri/Sat	0800-1430Hrs	25	Lt Col Rajesh Sharma
6) Gynae Endocrine Clinic	Mon/Wed/Fri/Sat	0800-1430Hrs	15	Surg Cdr Shazia Khan
7) Family Planning Clinic	Mon/Wed/Fri/Sat	0800-1430Hrs	10	Surg Cdr Tina Singh
8) Menopausal Clinic	Mon/Wed/Fri/Sat	0800-1430Hrs	10	Surg Lt Cdr D Pitale
9) Laparoscopy Clinic	Mon/Wed/Fri/Sat	0800-1430Hrs	18	Surg Cdr Shazia Khan

**11. Services provided by the department of Obstetrics & Gynecology:**

Service / facility	Yes / No – Remarks if any
1) Ultrasonography	Yes
2) Pre-Natal Diagnosis	Yes
3) High risk pregnancy management	Yes
4) Endoscopy	Yes
5) Colposcopy/Cancer Screening Program	Yes
6) Cryocautery/LEEP	Yes
7) Oncology	Yes
8) Intra-uterine Insemination	Yes
9) Artificial Reproductive Technology	Yes
10) Others	Yes

**12) Equipment: List of important equipment\* available and their functional status. (Please fill out the details of the list here below. NO annexure to be attached)**

Equipment	Numbers / functional status / comments
1) Multiparameter Monitors	12 / Functional
2) Pulse Oxymeters	02/Finger probe/ 10 with Monitor/functional
3) Infusion pump	05/Functional
4) CTG Machines	05/Functional
5) USG – Portable / Non-portable	05 -03 Functional/ 02 Under repair
6) Colposcope	01- Functional
7) Laparoscope	02- Functional
8) Hysteroscope	02- Functional
9) Cryo/LEEP Cautery	01- Functional
10) Ultracision Harmonic Scalpel	01/Functional
11) Vessel Sealing System	02/ Functional



**Department Specific Information in the Hospital**

Please fill in the information for the broad specialities, where PG seats are available. (For rest of the departments – Please mark as “Not Applicable”)

**Department of Ophthalmology**

**1. Intake Capacity:**

Course	Subject	No. of Recognized Seats	No. of Permitted Seats	Total Intake Capacity
MS	Ophthalmology	03	-	3

**2. Total Teachers & Residents available in the Department:**

Sr. No.	Name of the Teacher	Designation	MUHS Approved Designation	PG Teacher Recognition Status (Permanent/Temporary)	If temporary, Approval/Recognition granted till
1	Dr. Shrikant Waikar	Professor	Professor	Permanent	-
2	Dr. Amit Sethi	Professor	Professor	Permanent	-
3	Dr. Lanka Sriharsha	Associate Professor	Associate Professor	Permanent	-
4	Dr. Ankuj Tinna	Sr. Resident	Sr. Resident	Permanent	-
5	Dr. Tintu Sebastin	Jr. Resident	Jr. Resident	-	-
6	Dr. Nandan Rakesh Somani	Jr. Resident	Jr. Resident	-	-
7	Dr. Sujata Upadhaya	Jr. Resident	Jr. Resident	-	-
8	Dr. Umakant Singh	Jr. Resident	Jr. Resident	-	-
9	Dr. M Jibrin Khan	Jr. Resident	Jr. Resident	-	-
10	Dr. Shilaja Pandey	Jr. Resident	Jr. Resident	-	-
11	Dr. Shiny JK	Jr. Resident	Jr. Resident	-	-
12	Dr. Akshada Kelkar	Jr. Resident	Jr. Resident	-	-
13	Dr. Kapil Joshi	Jr. Resident	Jr. Resident	-	-

**3. Summary of Teaching staff in the Department:**

Sr. No.	Designation	Required (As per the PG Medical Regulations 2000)	Available	Deficiency
1	Professor	1	2	Nil
2	Associate Professor	1	-	1 Prof can show as a asso prof
3	Assistant Professor	1	1	Nil
4	Senior Resident	1	1	Nil
5	Junior Resident	9	9	Nil

  
 Signature of Dean  
 (R Shankaran)  
 Surgeon-in-Chief

4. Summary of Recognized PG Teacher in the department:

Sr. No.	Designation	No. of Recognized PG Teacher
1	Professor	2
2	Associate Professor	-
3	Assistant Professor	1

5. Number of Units with beds in each unit :

Unit Number	Beds Available
I	40
<b>Total</b>	<b>40</b>

6. Clinical workload of the Department:

Particulars	Average Daily for last month
OPD attendance	100
Total number of new admissions	2
Bed Occupancy	33.33%
Major Surgeries	15
Minor Surgeries	5

7. Publications in Index Journals in last year:

(Please do not repeat publication details for same publication with multiple authors from same institute)

Sr. No.	Title	Authors from the institute	Departments of authors	Journal details	Journal indexed with which indexing agency
1	Correlation of Corneal Hysteresis and central corneal thickness with intraocular Applanation Tonometer	Col(Dr) Shrikant Waikar Surg Capt (Dr) Amit Sethi	Ophthal	Journal Of Marine Medical Society 2021	DOAJ
2	Retinal detachment following focal laser to rupture retinal macro aneurysm	Wg Cdr (Dr) Avadhesh Oli	Ophthal	Romani an Journal of Ophthalmology	PUBMED

8. Academic activities (outcome based):

Sr. No.	Activity	Frequency
1	Seminar	Twice weekly
2	Journal Club	Twice monthly
3	Tutorials	Weekly
4	Case Presentation	Weekly
5	Any Other	Faculty lecture- twice a month Group Discussion Once a week



**9. Operation theatres:**

No of OTs	Central Oxy /Nitrous Oxide Y/N	Anesthesia Machine Y/N	Multipara Monitor with Capnograph Y/N	Defibrillators Y/N	Infusion Pumps Y/N
1	Y	Y	Y	Y	Y

**10. Specialty clinics run by the department of Ophthalmology with number of patients in each:**


Name of the Clinic	Weekday/s	Timings	Number of cases (Avg)	Name of Clinic In-charge
1) Glucoma Clinic	Wednesday	0745-1430hrs	50	Dr. Lanka Sriharsha
2) Retina Clinic	Wednesday	0745-1430hr	20	Dr. Lanka Sriharsha
3) Refraction Clinic	Everyday	0745-1430 hrs	100	Deepak T Chetry, pom
4) Eye Bank	Wednesday	0745-1430 hrs	10	Dr. Shrikant Waikar
5) Squint Clinic	Saturday	0745-1430hrs	10	Dr. Ankuj Tinna
6) Any other	Saturday	0745-1430hrs	10	Dr. Amit Sethi

**11. Services provided by the department of Ophthalmology:**

The department of Ophthalmology provides comprehensive preventive and tertiary Eye care. Services provided in this centre are a) Optometry Services b) Cataract Surgeries, c) Glaucoma evaluation, treatment & Surgery d) Retina evaluation, treatment & Surgery, e) Oculoplasty, f) Corneal transplant, g) Eye Bank

**12. Equipment: List of important equipment\* available and their functional status. (Please fill out the details of the list here below. NO annexure to be attached)**

Equipment	Numbers / functional status / comments
1. Slit Lamp Biomicroscope with Teaching Aid	8/ Functional
2. Autorefractometer (Preferably with Keratometer)	3/ Functional
3. Goldmann's Applanation Tonometer	5/ Functional
4. Schiotz Tonometer	1/ Functional
5. Trial Frame and Refraction Sets	6/ Functional
6. Nd:Yag Laser Machine with Abraham Lenses	2/ Functional
7. Streak Retinoscope	4/ Functional
8. Non-Contact Tonometer (NCT)	5/ Functional
9. 90D, 78D (Along With Slit Lamp)	7/ Functional
10. Lensometer	1/ Functional
11. Operating Microscope (for Minor OT in OPD)	1/ Functional
12. Perkin's Tonometer	Nil (Tonopen available -02)
13. Any other equipment	-

  
 Signature of Dean  
 (R Shankaran)  
 Senior Commodore



### Department Specific Information in the Hospital

Please fill in the information for the broad specialities, where PG seats are available. (For rest of the departments – Please mark as “Not Applicable”)

#### Department of Pathology

#### 1. Intake Capacity:

Course	Subject	No. of Recognized Seats	No. of Permitted Seats	Total Intake Capacity
MD	Pathology	03	-	03

#### 2. Total Teachers & Residents available in the Department:

Sr. No.	Name of the Teacher	Designation	MUHS Approved Designation	PG Teacher Recognition Status (Permanent /Temporary)	If temporary, Approval/ Recognition granted till
1	Col (AMC) AK Das	Sr Adv & HOD (Path)	Assistant professor	Permanent	NA
2	Surg Capt Divya Shelly	Sr Adv (Path & Oncopath)	Professor	Permanent	NA
3	Surg Cdr S K Mohanty	Classified Specialist (Path & Transplant immunology),	Associate professor	Permanent	NA
4	Surg Cdr Smriti Mathur	Classified Specialist (Path),	Assistant professor	Permanent	NA
5	Surg Cdr Seerat Pal	Classified Specialist (Path),	Assistant professor	Permanent	NA
6	Surg Lt Cdr Pratibha Sahu	Gd Spl (Path)	Sr Resident	Permanent	NA
7	Surg Lt Cdr Himanshu K Singh	Gd Spl (Path)	Sr Resident	Permanent	NA
8	Govinda R BT	Resident	NA	NA	NA
9	DN Mahamuni	Resident	NA	NA	NA
10	Sangeeta Prasad	Resident	NA	NA	NA
11	Amandeep Singh	Resident	NA	NA	NA
12	Chitra K Raval	Resident	NA	NA	NA
13	Tripti Sharma	Resident	NA	NA	NA
14	Jasleen Bhatia	Resident	NA	NA	NA
15	Navkiran Kaur	Resident	NA	NA	NA



16	Hem Narayan Singh	Resident	NA	NA	NA
----	-------------------	----------	----	----	----

### 3. Summary of Teaching staff in the Department:

Sr. No.	Designation	Required (As per the PG Medical Regulations 2000)	Available	Deficiency
1	Professor	01	01	NIL
2	Associate Professor	01	01	NIL
3	Assistant Professor	01	03	NIL
4	Senior Resident	01	02	NIL
5	Junior Resident	NA	09	NA

### 4. Summary of Recognized PG Teacher in the department:

Sr. No.	Designation	No. of Recognized PG Teacher
1	Professor	01
2	Associate Professor	01
3	Assistant Professor	03

### 5. Publications in Index Journals in last year:

(Please do not repeat publication details for same publication with multiple authors from same institute)

Sr. No.	Title	Authors from the institute	Departments of authors	Journal details	Journal indexed with which indexing agency
1	Central Diabetes insipidus: A case series and literature review.	Shekhawat VK, Das AK, Pan S, Sudhan M D	Pathology	JMMS 10.4103	DOAJ Wels Science
2	Clinicopidemiological profile of COVID-19-positive migrant population and their outcomes: A multicentric, retrospective study from Northeast India	Ghosh J, Das AK, Janney MS	Pathology	JMMS 10.4103	DOAJ Wels Science
3	Uncommon diagnostic pitfalls of mucoepidermoid carcinoma on cytology- a tertiary care retrospective description study	Shelly D, Mishra P, Nichat P, Das AK, Chandra P.	Pathology	JMMS 10.4103	DOAJ Wels Science
4	Primary breast tumours with mesenchymal	Tevatia MS, Mishra PS, Nichat PB, Shelly D	Pathology	Journal of Laboratory Physicians.	

				2021 J ul; 01(13). 1-6.	
5	Comparison of clinical and histopathological parameter amongst microsatellite stable cases of colorectal carcinomas in an Indian setting	Shelly D, Balraam KV, Bhardwaj R, Bharani C.	Pathology	J Clin o f Diagn Res.20 21; 15(9):E C18- EC23.	
6	Clinico-etiological characteristic of organizing pneumonia :A retrospective study	Marwah V, Peter DK, Sharma N, Bhattacharjee S, Hegde A, Shelly D.	Pathology	Lung I ndia 2021;38 :144- 8	

**6. Academic activities (outcome based):**

Sr. No.	Activity	Frequency
1	Seminar	Weekly
2	Journal Club	Monthly
3	Tutorials	Weekly
4	Case Presentation	-
5	Any Other ( CPC, Tumor Board)	Weekly



**7. Histopathological specimen received by the department of Pathology:**

Nature of Specimens	Last Year		
	OPD	IPD	Outside
Organ/Part/Tissue Removed in Surgery	-	360	-
Total Number of Biopsies	700	1300	-
Hematology	450760	300506	-
Fluid Cytology	78	314	-
Exfoliative Cytology	327	490	-
FNAC (Direct)	101	12	-
FNAC (CT guided)	-	25	-
FNAC (USG guided)	90	23	-

**8. Histopathological reports by the department of Pathology.**

Nature of Disease Reported	Last Year		
	OPD	IPD	Outside
Tuberculosis	112	120	
Other infections/Inflammations	224	240	
Benign/Nonneoplastic*	449	480	
Malignancies	336	360	
Others (specify)			

**9. Equipment: List of important equipment\* available and their functional status. (Please fill out the details of the list here below. NO annexure to be attached)**

Equipment	Numbers / functional status / comments
1) Binocular Microscopes	06 / Functional
2) Automated tissue processor	02/ Functional
3) Microtome	02 / Functional
4) Cryostat for frozen sections	02/ Functional
5) Microwave for IHC	01/ Functional
6) Autoanalyzer / Cell counter	04/ Functional
7) HPLC Machine (Hb variants)	01/ Functional
8) Centrifuge / Cytospin	04/ Functional
9) Blood Gas analyzer	01/ Functional
10) PT and aPTT automated analyzer	01/ Functional
11) Any other equipment	

### Haematology

er	Description	Status	Quantity
01	LH 750 Beckman Coulter	Functional	2
02	STA Compact Max 2	Functional	1
03	Bio Rad D10	Functional	1
04	Sysmex XT 2000i	Functional	1
05	Sysmex XN- 350	Functional	1
06	Stago Semi Automated Coagulometer	Functional	1
07	Beckman Coulter Navios Ex Flow Cytometer	Functional	1
08	Sysmex Xs- 1000i	Functional	1
09	Centrifuge Universal 200V- 225V AC Complete	Functional	1
10	Sample Rotator	Functional	1
11	Refrigerated Centrifuge	Functional	1





### Biochemistry

	Clinical Chemistry Analyser Erba Chem- 5x	Functional	1
	ERBA Mannheim Em- 200	Functional	1
3	ELGA Pure Lab Option(I)	Functional	1
04	Seimens Dimension EXL 200 Automated Analyser	Functional	2
05	Centrifuge Research 7000 Rprn	Functional	2
06	Pharmacy Lab Refrigerater BXC- 908	Functional	1
07	Haier Pharmaceutical Refrigerator Hyc- 940	Functional	1
08	Centrifuge Universal 220- 225 V AC Complete	Non Functional	1
09	Semiautomated Biochemistry Analyser (Robonik Prietest Touch)	Non Functional	1
10	Eiga Pure Lab Option (li)	Non Functional	1
11	Urine Analyser (H-500)	Functional	1
12	Automated Urine Analyser	Functional	4

### Histopathology

01	Cryostat For Frozen Section	Functional	2
02	Automated Tissue Processor	Functional	1
03	Cyto Centrifuge Sakura Mode	Functional	1
04	Embedding Station	Functional	1
05	Automated Tissue Processor (Sakura Make Yorko)	Functional	1
06	Advanced Microtome Rotatary	Functional	2
07	Leica Autostainer	Functional	1
08	Microtome Slee	Functional	1
09	Microtome Shandon	Non Functional	1
10	Pentahead Microscope With Digital Camera & Image Analysis Software With 15 Computer (Olympus)	Functional	1
11	Pentahead Microscope Model Nexcope RXLR M5ms CE	Functional	1
12	Pathology Grossing Table	Functional	1
13	Cadavers Injection	Functional	1
14	Microscopic Digital Imaging System NII (Nikon) Eclipse Ni	Functional	1
15	Digital Imaging System For Grossing Detection Software	Functional	1

16	<u>Liquid Based Cytology</u> Centrifuge Ratina 380 BD Prepmate Multi- Vial Vortex (Tripath Imaging) Prep Stain Slide Processor (F) Computer With Monitor	Functional	1
16	Flow Cytometer	Functional	1





**Department Specific Information in the Hospital**

Please fill in the information for the broad specialties, where PG seats are available. (For rest of the departments – Please mark as “Not Applicable”)

**Department of Anaesthesiology**

**1. Intake Capacity:**

Course	Subject	No. of Recognized Seats	No. of Permitted Seats	Total Intake Capacity
MD	Anaesthesia	03	-	03

**2. Total Teachers & Residents available in the Department:**

Sr. No.	Name of the Teacher	Designation	MUHS Approved Designation	PG Teacher Recognition Status (Permanent/Temporary)	If temporary, Approval/ Recognition granted till
01	Surg Cdme (Dr)MS Honwad	Professor	Professor	Permanent	NA
02	Surg Capt (Dr) Rahul Yadav	Professor	Professor	Permanent	NA
03	Surg Capt Vidhu Bhatnagar	Professor	Professor	Permanent	NA
04	Surg Capt(Dr) Sameer Taneja	Professor	Professor	Permanent	NA
05	Col (Dr)RS Rajput	Assoc. Professor		Permanent	NA
06	Surg Cdr (Dr) Saurabh Tandon	Asst. Professor		Permanent	NA
07	Surg Cdr (Dr) HK Goje	Asst. Professor		Permanent	NA
08	Surg Cdr (Dr) Aoop Sharma	Asst. Professor		Permanent	NA
09	Surg Cdr (Dr) MK Gupta	Sr. Resident		Permanent	NA
10	Surg Cdr (Dr) Abdul Nasser	Sr. Resident		Permanent	NA
11	Surg Lt (Dr) Preeti Badegar	Sr. Resident		Permanent	NA

**3. Summary of Teaching staff in the Department:**

Sr. No.	Designation	Required (As per the PG Medical Regulations 2000)	Available	Deficiency
1	Professor	01	04	Nil
2	Associate Professor	01	01	Nil
3	Assistant Professor	01	03	Nil
4	Senior Resident	01	03	Nil
5	Junior Resident			



Signature of Dean  
(R Shankaran)  
Surgeon Commodore  
Academics

**4. Summary of Recognized PG Teacher in the department:**

Sr. No.	Designation	No. of Recognized PG Teacher
1	Professor	04
2	Associate Professor	01
3	Assistant Professor	03

**5. Publications in Index Journals in last year:**

(Please do not repeat publication details for same publication with multiple authors from same institute)

Sr. No.	Title	Authors from the institute	Departments of authors	Journal details	Journal indexed with which indexing agency
1	Anaesthesia and Rehabilitative Considerations for full Mouth Rehabilitation of Cerebral Palsy patients: A case Series	Surg Capt Vidhu Bhatnagar, Surg CMDE MS Honwad	Anesthesiology	Journal of Dental & Oral Health 4(1):2021	Publoans
2	Management protocols for Functioning of operation theatre complex during COVID-19 Pandemic —Perspective of a Zonal hospital	Surg Capt Vidhu Bhatnagar, Surg CMDE MS Honwad	Anesthesiology	Journal Marine Med Soc 2021;2 3:82-7	Emerging Sources Citation
3	Comparative evaluation of nebulized ketamine and its combination with dexmedetomidine as premedication for paediatric patients undergoing surgeries under general anaesthesia	Surg CMDE MS Honwad	Anesthesiology	MJAFI, Feb 2021	Scopus
4	Evaluation of four supraglottic devices used by paramedical staff for securing airway in simulated	Surg CMDE MS Honwad	Anaesthesiology	MJAFU Vol 77 Jan 21	Scopus



	emergency airway management				
5	A comparative study of Haemodynamic changes on adding Dexmedetomidine and Dexamethasone to Local Anaesthetics in Brachial Plexus Block	Surg CMDE MS Honwa  Surg Capt Rahul Yadav	Anaesthesiology	International Journal Dental and Medical Sciences Research Vol 2, Issue 5	Index Copernicus International
6	Recovery from Desflurane and Sevoflurane anesthesia after prolonged surgery-A comparative study using Index of I	Surg Capt Rahul Yadav	Anaesthesiology	Indian Journal Clinical Anaesthesia 2021;8(1):68-73	Pubmed
7					
8					
9	Comparison of two insertion techniques for I-gel placement in paediatric patients; standard vs rational methods	Surg Capt Rahul Yadav	Anaesthesiology	Indian Journal of Clinical Anaesthesia 2021;8(3):373-376.	

#### 6. Academic activities (outcome based):

Sr. No.	Activity	Frequency
1	Seminar	Once in Month
2	Journal Club	Every alternate month
3	Tutorials	Every alternate month
4	Case Presentation	Every alternate month
5	Any Other	08 Lectures in month

**7. Clinical workload of the Department:**

Particulars	Average Daily for last month
Major Surgeries for all departments	7.1
Minor Surgeries for all departments	4.2

**8. Specialty clinics run by the department of Anesthesiology with number of patients in each:**

Name of the Clinic	Weekday/s	Timings	Number of case (Avg)	Name of Clinic In-charge
1) Pain clinic	Tuesday & Wednesday	0800-1430 Hrs	2	Surg Cdr(Dr) Saurabh Tandon
2 Pre-anesthetic clinic	Monday-Saturday	0800-1430 Hrs	20	Surg Cdr(Dr)Anoop Sharma

**9. Operation theatres:**

Department	No of OTs	Central Oxy /Nitrous Oxide Y/N	Anesthesia Machine Y/N	Multipara Monitor with Capnograph Y/N	Defibrillators Y/N	Infusion Pumps Y/N
Gen Surgery	04	Y	Y	Y	Y	Y
ENT	01	Y	Y	Y	Y	Y
Ophthal.	01	Y	Y	Y	Y	Y
Ortho	01	Y	Y	Y	Y	Y
Obst. & Gyne.	01	Y	Y	Y	Y	Y
Emergency	01	Y	Y	Y	Y	Y
Septic	01	Y	Y	Y	Y	Y
Any other	-					
Total no of OTs	10	Y	Y	Y	Y	Y

**10. Equipment: List of important equipment\* available and their functional status. (Please fill out the details of the list here below. NO annexure to be attached)**

Equipment	Numbers / functional status / comments
1) Anesthesia Work Stations	08/ Functional
2) Multi-channel Monitor (with 2 probes)	09/ Functional
3) Fiberoptic Laryngoscope	01/ Functional
4) Fiberoptic Bronchoscope	01/ Functional
5) Resuscitation equipment (for teaching)	Available with School of Medical Assistants
6) Any Other Equipment	
(i) ABG Analyzer	(i) 01/Functional
(ii) Nebuliser Complete	(ii) 01/Functional
(iii) Oxygen Concentrator	(iii) 01/Functional
(iv) Neonatal Open care System	(iv) 01/Functional
(v) Air Purifier for OT	(v) 10/Functional
(vi) Handheld Pulse Oxymeter	(vi) 03/Functional
(vii) Cardiac Defibrillator	(vii) 01/Functional



(ix)	facility forexternal pacing Automated External Defibrillator	(ix)	01/Functional
(x)	Interaoperative USG System with LinearProbe	(x)	01/Functional
	Portable USG Machine wih 3-Probes	(xi)	01/Functional
	Infusion Pumps	(xii)	11/Functional
	Convective Warming	(xiii)	09/Functional
	System Suction	(xiv)	04/Functional
	apparatus Noisless	(xv)	01/Functional
(xv)	Brain Monitoring System	(xvi)	03/Functional
(xvi)	Examination Light	(xvii)	02/Functional
(xvii)	Portable OT Light	(xviii)	01/Functional
(xviii)	Disinfectant Generating System	(xix)	01/Functional
(xix)	Sterilizer for Bowl and Water	(xx)	01/Functional
(xx)	Electronic Adult weighing Machine		



**Signature of Dean**

(R Shankaran)  
Commodore

## Department Specific Information in the Hospital

Please fill in the information for the broad specialities, where PG seats are available. (For rest of the departments – Please mark as “Not Applicable”)

### Department of Psychiatry

#### 1. Intake Capacity:

Course	Subject	No. of Recognized Seats	No. of Permitted Seats	Total Intake Capacity
MD	Psychiatry	02	-	04

#### 2. Total Teachers & Residents available in the Department:

Sr. No.	Name of the Teacher	Designation	MUHS Approved Designation	PG Teacher Recognition Status (Permanent/Temporary)	If temporary, Approval/Recognition granted till
1	Brig P S Bhat	Professor	Professor	Permanent	
2	Col (Dr) K Seby	Associate Professor	Associate Professor	Permanent	
3	Surgeon Capt (Dr) Rohith R Pisharody	Associate Professor	Associate Professor	Permanent	
4	Surgeon (Dr) Priyadarshee Patra	Associate Professor	Associate Professor	Permanent	
5	Surg Lt Cdr (Dr) Sokul N	Assistant Professor		Permanent	
6	Surg Lt Cdr (Dr) Sargundee Singh	Senior Resident		Permanent	
7	Maj Madhusudan	Junior Resident		Permanent	
8	Sardha khatri	Junior Resident		Permanent	
9	Sqn Ldr Santosh TS	Junior Resident		Permanent	
10	Dr. Priyank Singh Mehta	Junior Resident		Permanent	
11	Dr. Om Panda	Junior Resident		Permanent	
12	Dr. Vishesh Chauhan	Junior Resident		Permanent	
13	Dr. Varsha Dabas	Junior Resident		Permanent	
14	Dy Comdt (Dr) Arjun Prakash	Junior Resident		Permanent	



**3. Summary of Teaching staff in the Department:**

Sr. No.	Designation	Required (As per the PG Medical Regulations 2000)	Available	Deficiency
1	Professor	01		01
2	Associate Professor	01	03	
3	Assistant Professor	01	01	
4	Senior Resident	01	01	
5	Junior Resident	02	08	

**4. Summary of Recognized PG Teacher in the department:**

Sr. No.	Designation	No. of Recognized PG Teacher
1	Professor	
2	Associate Professor	3
3	Assistant Professor	

**5. Number of Units with beds in each unit :**

Unit Number	Beds Available
I	50
<b>Total</b>	<b>50</b>

**6. Clinical workload of the Department:**

Particulars	Average Daily for last month
OPD attendance	40
Total number of new admissions	03
Bed Occupancy	66.7%

**7. Publications in Index Journals in last year:**

(Please do not repeat publication details for same publication with multiple authors from same institute)

Sr. No.	Title	Authors from the institute	Departments of authors	Journal details	Journal indexed with which indexing agency
1	Coping with COVID: Cross-sectional study to assess the psychological impact and coping strategies utilized by Indian internet users during the lockdown of the COVID-19 pandemic	Surg Cdr (Dr) Priyadarshree Patra	Psychiatry	Industrial Journal	PLiBMCD Central
2	study to understand the pattern of hyponatremia in patients using selective serotonin reuptake inhibitors and serotoninindopamine antagonists	Surg Cdr (Dr) Priyadarshree Patra	Psychiatry	Industrial Journal	PUBMED Central
3	Psychological status of asymptomatic and mildsymptomatic patients hospitalized for COVID-19	Col (Dr) K Seby	Psychiatry	Journal of Marine Medicine society	Emerging Sources Citation Index, Web of Science
4	COVID-19 pandemic and mental health: From risk to resilience	Col (Dr) K Seby	Psychiatry	Journal of Marine Medicine society	emerging Sources Citation Ind=y, Web of S"cience

**8. Academic activities (outcome based):**

Sr. No.	Activity	Frequency
1.	Seminar	Once a fortnight
2.	Journal Club	Once a fortnight
3.	Tutorials	Once a week
4.	Case Presentation	Once a week
5.	Any Other-OSCE	Once a week
6.	Feed back meeting	Quarterly



**9. Specialty clinics run by Psychiatry department with number of patients in each, if any:**

Name of the Clinic	Weekday/s	Timings	Number of cases (Avg)	Name of Clinic In-charge
1) Neuro-psychiatry elderly clinic	Wednesday	0830-1400	12	Col K (Dr) Seby
2) Child guidance clinic	Saturday	0830-1400	22	Surg Cdr (Dr) Priyadarshee Patra
3) Clinic for Senile disorder	Wednesday	0830-1400	11	Surg Capt (Dr) Hi Pisharody
4) Psycho Motor clinic	Saturday	0830-1400	08	Col K (Dr) Seby
5) Deaddiction	Wednesday Friday	0830-1400	34	Surg Lt Cdr (Dr) Sargundeeep Singh
6) Memory clinic	Monday	0830-1400	09	Col K (Dr) Seby
7) Family Counselling	Wednesday Friday	0830-1400	05	Sneha Das, Clinical Psychologist
8) Community psychiatry	Suicide i-helpline available	24 x 7		Resident & Faculty on call
9) National Mental Health Prgm.	The Centre of Excellence under NMHP is carrying out MD in Psychiatry, M Phil in Psychiatry Social Work, Diploma in Psychiatry Nursing And is to start M Phil course in Clinical Psychology soon.			
10) Any other clinic				

**10. Services provided by the department of Psychiatry:**


Sr.No.	Service	Details / Remarks
1	ECT	Yes
2	Special clinic	Yes
3	Psychological & IQ Testing	Yes
4	Bio-feedback	Yes
5	Medico-Legal Services	Yes
6	Care & stay of Acute (Emergency) cases	Yes
7	Chronic Psychiatry care facility	Yes
8	Other special facilities	rTMS, tDCS

**11. Equipment: List of important equipment available and their functional status.**

Equipment	Numbers / functional status / comments
1. ECT Machines	02- Functional
2. Equipment for Psychological evaluation	<p>Projective Tests:</p> <p>Adults — Rorschach Inkblot Test Thematic Apperception Test Draw-a-person Test</p> <p>Children - Draw-a-person Test</p> <p>House-tree-person Test Children's Apperception Test</p> <p>Personality Tests:</p> <p>Adults — 16 Personality Factors: Form C, E 5<sup>th</sup> Edition NEO FFI, NEO PIR</p> <p>Minnesota Multiphasic Personality Inventory zMilton's Clinical Multiaxial Inventory III</p> <p>Eysenk's Personality Inventory &amp; Questionnaire Children — Children Personality Questionnaire</p> <p>High school Personality Questionnaire (Hindi)</p> <p>Memory Tests:</p> <p>PGI Memory Scale Weschler's Memory scale</p> <p>Neuropsychologica! tests:</p> <p>Bender Gestalt Visuo-motor test &amp; BGT IIAIMS Neuropsychological Battery of tests Luria Nebraska Neuropsychological PGI Battery of Brain Dysfunction Addenbrooke's Cognitive Examination Stroop Colour &amp; Word Test Tower of London Test 2<sup>nd</sup> Edition Wisconsin Card Sorting Test (Computerised)</p> <p>Intelligence Tests: Adults:</p> <p>Weschler's Adult Performance Intelligence Scale Raven's Standard Progressive Matrices Raven's Advanced Progressive Matrices Weschler's Adult Intelligence Scale</p> <p>Children:</p> <p>Seguine Form Board</p> <p>Weschler's Intelligence Scale for Indian children Stanford Binet Intelligence Scale Form L-1ñ (i-line.) Bhatia Battery of Performance Tests Weschler Preschool and Primary scale of Intelligence Weschler's Intelligence Scale for Children</p> <p>Raven's Coloured Progressive Fvlatrices Goodenough's Draw-a-person test</p> <p>Developmental Assessment Scales: Vineland Social Maturity Scale Developmental assessment Scale</p> <p>Inventory/Rating scales: Adults-</p> <p>Beck's Depression Inventory Young Mania rating scale</p> <p>Positive and Negative symptoms scale State and Trait Anxiety inventory</p> <p>Sinha's Comprehensive Anxiety scale Life satisfact:c scale</p> <p>Yale Brown's Obsessive Compulsive scale</p> <p>Hamilton Depressive Inventory</p> <p>Hamilton Anxiety Scale</p> <p>Child-</p> <p>ADHD Checklist</p> <p>Attention disorder assessment tool</p> <p>Childhood Autism Rating scale</p> <p>Indian scale for Assessment of Autism Children's symptom checklist</p> <p>Adolescent's symptom checklist</p>



<b>3. Any other equipment</b>	rTMS- 01/ functional Biofeedback - 01/ functional tDCS- 01/ functional Crash Cart- 01/ functional Defibrillator - 01/ functional ECG Machine - 01/ functional Multiparamonitor - 01/ functional Resuscitation kit - 01/ functional Suction apparatus - 01/ functional BP Apparatus — Manual - 01/ functional Digital - 02/ functional Wheel chair — 01/ functional Weighing machine - 04/ functional Stretcher- 01/ functional Thermometer — Digital - 02/ functional Mercury- 01/ functional
-------------------------------	--



(H. Shankaran)  
Surgeon Commodore  
Surgeon and Commodore Academic

Tele: 022-2214 Extn. 3703

APPENDIX 'A'

INHS Asvini  
Near RC Church  
Colaba, Mum-5

7/521/08/BMW

11 Apr 2022

The Flag Officer Commanding-in-Chief  
(for Staff Logistics Officer)  
Headquarters, Western Naval Command  
Ballard Pier, Near Tiger Gate  
Mumbai 400005

**EXTENSION OF ONGOING CONTRACT FOR 03 MONTHS**  
**OUTSOURCING OF SERVICES FOR COLLECTION, TRANSPORTATION, TREATMENT**  
**AND DISPOSAL OF BIO MEDICAL WASTE AT INHS ASVINI**

1. Refer to the following(copies enclosed):-

- (a) HQWNC sanction letter ML/2270/18/14(A) dated 24 May 19, ML/2270/18/14(A) dated 19 Jun 20 (01 Jun 20 to 31 May 21), BT/4013/NMS/Asvini/BMW/Ext dated 31 May 21, 31 Aug 21, 30 Nov 21 & 28 Feb 22.
- (b) Statement of case.
- (c) Latest fund certificate.
- (d) Willingness / undertaking from SMS Envoclean Pvt Ltd.
- (e) Authorization Certificate from MPCB.
- (f) MCGM, Solid Waste Management City Division regarding charges of disposal of biomedical waste.
- (g) Guidelines for Bar Code System for Effective Management of Bio-Medical Waste published in Apr 2018 by Central Pollution Control Board.
- (h) Draft sanction & work order

2. Out sourcing of Services for collection, transportation, treatment and disposal of biomedical Waste at INHS Asvini is considered mandatory as per present regulations of Bio-Medical waste Management Rules- 2016. Presently, the biomedical waste is being disposed off through outsourcing services by M/s SMS Envoclean Pvt. Ltd. for the period of one year w.e.f. - 01 Jun 20 to 31 May 21 which was further extended fourth for 03 months w.e.f. 01 Jun 21 to 31 Aug 21, 01 Sep 21 to 30 Nov 21, 01 Dec 21 to 28 Feb 22 & 01 Mar 22 to 30 Apr 22. Since the present contract is valid upto 30 Apr 22 and there is need for continuity in these essential services for collection and disposal of Bio Medical Waste on a daily basis. Case for fresh contract for Biomedical was at HQWNC/SSO (Store) for approval of retendering. PNC was conducted on 31 Jan 22 at Jt IFA office and the firm was persuaded to reduce its offered cost further which the firm offered their final quotes @ Rs 63,01,123.40 from the previous offered quote of Rs 66,19,723.40. Further a Re-PNC was conducted at CLOGO/HQWNC on 14 Feb 22 with firm's representative and Jt. IFA. It was decided to opt for retender of the said case wherein the bid for consumables (Biodegradable bags and PPC containers) will be done separately to ensure conclusion of cost effective contract. The hospital is continuously generating considerable amount of Biomedical waste on daily basis, which is required to be immediately cleared off to ensure healthy environment. View no other alternatives available in hand, the case is being processed for further extension of 03 months or till conclusion of fresh contract to ensure continuity in services. Hence the said proposal alongwith the Statement of Case and relevant documents is forwarded herewith.

Contd....2/-



3. Compliance to the conditions as laid down in para 3.9 of DFPDS -16 is hereby confirmed as follows:-

(a) It is certified that there is no downward trend since the rates are according to the rate fixed by the Government of Maharashtra for 20 years.

(b) The performance of the seller is satisfactory.

(c) It is administratively convenient since there is only one authorized firm in the state and also the rates have been fixed by the state government for applicability to all hospitals.

4. M/s SMS Envoclean is the sole authorized company for collection and disposal of Bio medical waste (BMW) in Maharashtra and the rates has been fixed for 20 years by the state, hence it is proposed that the contract be extended for period of 03 months at the approved rates till conclusion of the fresh contract for BMW.

5. The total financial implication of the case with proposed extension is as follows:-

S.No.	Particulars	Amount (in Rs)
(a)	Fresh contract concluded w.e.f. 01 Jun 19 to 31 May 20	37,00,409.00
(b)	Extension for one year accorded w.e.f. 01 Jun 20 to 31 May 21	37,00,408.00
(c)	Extension for 03 months accorded w.e.f. 01 Jun 21 to 31 Aug 21	9,25,102.00
(d)	Extension for 03 months w.e.f. 01 Sep 21 to 30 Nov 21	9,25,102.00
(e)	Extension for 03 months w.e.f. 01 Dec 21 to 01 Feb 22	9,25,102.00
(f)	Extension for 02 months w.e.f. 01 Mar 22 to 30 Apr 22	6,17,108.80
(g)	Proposed extension for 03 months w.e.f. 01 May 22 to 30 Jul 22	9,25,102.00
<b>Total financial implication (in Rs.) (r/off)</b>		<b>1,17,18,334.00</b>

6. In view of the above, it is requested that sanction be accorded for extension of 03 months for contract towards outsourcing of services for collection, transportation, treatment and safe Disposal of Bio medical waste w.e.f 01 May 22 to 31 Jul 22 for a total expenditure of Rs. 9,25,102.00 (Rupees Nine Lakhs Twenty Five Thousand One Hundred Two Only) under delegated financial powers of The Flag Officer Commanding-in-Chief, Western Naval Command with concurrence of IFA (WNC) under the provision of Sl. 18.1 of Schedule 18 to DFPDS 21 (NSP) debitible to Minor head 800(e)1 – Other Miscellaneous Expenditure (Code Head 90/685/00).

7. This may be accorded due priority being a very vital services for effective hospital management and case expiring on 30 Apr 22.

(SFS Gill)

Captain

Logistics Officer

for Commanding Officer

Encl:- As above

Tele: 22143702

BY NUD MAIL  
INHS Asvini  
Colaba  
Mumbai- 400 005

436/17

09 Feb 22

The Flag Officer Commanding-in-Chief  
{for Senior Staff Officer ( Medical)}  
Headquarters, Western Naval Command  
Ballard Pier, Mumbai- 400 001

PROGRESS REPORT OF FIRE SAFETY AUDIT OF INHS ASVINI

1. Refer to HQWNC / SSO (Med) letter ML/2270/ Hosp Admn/ Gen dated 07 Feb 22.
2. The progress update on Fire Safety Audit of this hospital wrt to letter at para 1 is as follows:

(a) Provision of adequate natural forced ventilation in Wards/ ICUs/ Oxygen Storage Generation areas:-


Available as per initial design of the hospital buildings.

(b) Fitment of AFDS (Fire Alarm System):-

Work is under progress as part of the ongoing Special repairs of the building (P-72). Sixty (60 %) of the work has been completed. DDC: Dec 22.

(c) Requirement of five in number Portable Oxygen Monitoring System from MO (Mbi):-

Five in number portable Oxygen monitoring system have been procured under the delegated financial powers and are in use.



(Vivek Hande)  
Surg Commodore  
Executive Officer  
for Commanding Officer



Tele: 22143702

INHS Asvini  
Colaba  
Mumbai - 400005

436/17


// Jun 21

The Flag Officer Commanding-in-Chief  
(for Command NBCD Officer)  
Headquarters, Western Naval Command  
Near Tiger Gate, Ballard Pier  
Naval Dockyard  
Mumbai -- 400 001

FOLLOW UP REPORT ON FIRE SAFETY AUDIT OF INHS ASVINI

1. Refer to the following :-
  - (a) INST Signal DTG 201616
  - (b) FOC-in-C West Signal DTG 212111
  - (c) INHS Asvini letters of even no. dated 28 May 2021 and 100/05 dated 25 Nov 2019 (copy enclosed).
  - (d) HQWNC/NBCDO Fax Message OP/NBCD/5105 dated 04 Jun 21.
2. The point wise action taken report on observation vide para 2 and 3 of SIGNAL ibid is as follows:-
  - (A) (a) Regular Inspection is being carried out of the Liquid Oxygen plant and Stowage area for the oxygen Cylinder. All loose electrical wires have been concealed with casing/ capping. Two in number flame proof lights fitted. Renovation work for the Manifold Room is in progress with EDC 31 Aug 21. Inflammable materials have been shifted to the MES POL store.
  - (B) (b) The procurement of Oxygen monitoring system in hand.
  - (C) (c) Fitment of Alarm System for monitoring the threshold limit of oxygen in critical care areas in the hospital is being explored. No vendor has responded to queries.
  - (D) (d) A special repair work is under acceptance for fitment of additional exhaust fans as replacement of BER exhaust fans for improving ventilation in wards/ ICU/ Oxygen manifold room.
  - (E) (e) The existing Fire alarm system in the Main Hospital building is being replaced under ongoing AMWP Work. The cabling work for the same is over on 3<sup>rd</sup>, 4<sup>th</sup>, 5<sup>th</sup> and 6<sup>th</sup> floor. EDC for the same is 30 Sep 21. In the interim 03 in no portable smoke alarms have been installed in ICU. The Fire Main System of the hospital is made 100% operational. Further, case for procurement of 50 in No ELSA sets and 20 in No BASCCA sets on TY loan is being pursued vide HQWNC Fax Message ibid.

- (F) (f) The operational checks of all the fire points and first aid firefighting equipment has been carried out. The pending demand first aid firefighting equipment have been received from MO (MBI), on 28 May 21. Additionally, 30 in no fire balls have been installed.
- (G) (g) All fire exits are demarcated for free evacuation routes.
- (H) (h) SOP for the storage/ re-filling/ connection of the liquid Oxygen Cylinders is in place.
- 3 (A) (a) In house mock evacuation drills are conducted on a daily basis.
- (B) (b) The oxygen storage areas and patient care areas having high oxygen usages are marked as No Smoking areas.



(Vivek Hande)  
Surg Commodore  
Executive Officer  
for Commanding Officer



Sr No.	Name of Instruments	Status
01	Automated Biochemistry Analyser Model: EM 360	Functional
02	Haematology Analyser Model: Symex XT- 2000i	Functional
03	Automated Blood Gas Analyser Gem Premier-3000	Functional
04	Semi Automated Chemiluminiscence System Model: Roche cobas e411	Functional
05	Blood Culture System Model Bactec-9120	Functional
06	Elisa Reader with PC Interface & Washer	Functional
07	Semi Automated Blood Coagulation Analyser Model –CA-50	Functional
08	Fully Automated Blood Culture System Model Bact/ Alert 3D-60	Functional
09	Refrigerated Centrifuge	Functional
10	Cryocentrifuge	Functional
11	Nikon Microscope E-600 with Camera	Functional
12	Olympus Trinocular Microscope Model CX-31	Functional
13	Biosafety Cabinet	Functional
14	Refrigerated Centrifuge REMI CPR-24	Functional
15	Electrolyte Analyzer- 9180	Functional
16	Automated Electronic Microtome (SMI- 325A)	Functional
17	Fully Automated Microbial Identification & Antibiotic Susceptibility system	Functional
18	Urine Analyser (H-500)	Functional
19	Automated Haematology Analyser 5 Parts differential, Model: Sysmex XT – 1000i	Functional
20	Pathology Grassing Table (Workstation) Model- DM 222	Functional
21	Multichannel Pipette- finnpipette F2, 8 channel (30-300µl)	Functional
22	ELISA Reader with PC Interface & Washer, Model Lisa Scan EM, ERBA	Functional
23	Coagulometer Semiautomated Model- ST- ART- 4 (Stago)	Functional
24	Cadavers Injector	Functional
25	Automated Biochemistry Analyser Model: EM 200	Functional
26	ELISA Reader (SI no- 121020)	Functional
27	ELISA Reader & Washer	Functional
28	Automated Slide Stainer (H & E)	Functional
29	Cryostat for frozen section	Functional
30	Automated Multiparameter Molecular Platform (Genxpert II/IV)	Functional
31	Fully Automated Single Dose Entry Immuno Analyser Based On ELFA Principle (Vidas)	Functional
32	Line Probe Assay System	Functional
33	Fully Automated Biochemistry Analyser with Electrolyte	Functional



	Analyser Model : Dimension EXL 200	
34	Automated urine Analyser	Functional
35	Embedding Station	Functional
36	Fully Automated Single Dose Entry Immuno Analyser Based on ELFA Principle (Vidas)	Functional
37	Automated ANA System	Functional
38	Blood Bank Refrigerator Model Helmer	Functional
39	Sterile Connecting Device	Functional
40	Automatic Component extractor	Functional
41	Fully Automated HLA typing System	Functional
42	Fully Automated High Performance Liquid Chromatography Hb Testing System	Functional
43	Flowcytometer	Functional
44	Digital Imaging System for Grossing Detection with software	Functional
45	Microscopic Digital Imaging System (NIKON)	Functional
46	Penta Head Microscope with Digital Camera & Image Analysis Software with i5 Computer	Functional
47	Refrigerated Storage cabinet (2-8 degree C) for storing Reagents kits internal volume 800 ltrs	Functional
48	Fully Automated ELISA Reader & Processor	Functional
49	Table Top centrifuge & Assoseries	Functional
50	Penta Headd Microscope (Model- NEXCOPE RXLr M5MS 'CE')	Functional
51	Gradient PCR Thermal Cycler	Functional
52	Fully Automated Coagulometer	Functional
53	Refrigerated Centrifuge Bench Top	Functional
54	Vortex Mixer	Functional
55	Micro Centrifuge	Functional
56	True Lab TM Real Time Micro PCR Work station	Functional
57	Centrifuge 5430 R	Functional
58	Biosafety Cabinet	Functional
59	RT PCR Machine with UPS	Functional
60	Trueprep® Auto V2	Functional
61	Nucleaic Acid Extractor	Functional
62	Blood Bank Refrigerator Model Helmer	Functional
63	Sterile Connecting Device	Functional



GOVERNMENT OF MAHARASHTRA  
FOOD AND DRUG ADMINISTRATION, M. S.



FORM 26-G  
[See Rule 122 - F]

Certificate of renewal of licence to operate a Blood Bank for processing of Whole Human Blood and/or for preparation for sale or distribution of its components

1. Certified that licence in Form 28-C No. 1103 granted on - 29/08/2006, to

M/s. INHS ASVINI, BLOOD BANK for the operation of a Blood Bank for processing of whole human blood and /or for preparation of its components at the premises situated at Blood Transfusion Department, Near RC Church, Colaba, Mumbai - 400 005 is hereby renewed with effect from - 29/08/2016 to 28/08/2021.

2. Name(s) of Items :

- 1) Whole Human Blood I.P.
- 2) Platelet Concentrate I.P.
- 3) Fresh Frozen Plasma B.P.
- 4) Cryoprecipitated Anti-haemophilic Factor I.P.
- 5) Concentrate of Human Red Blood Corpuscles I.P.
- 6) Random Donor Platelet U.S.P.



3. Name(s) of Competent Technical Staff :

- |                           |                            |                               |
|---------------------------|----------------------------|-------------------------------|
| 1) Medical Officer        | : i) Dr. C. N. Chaudhari   | iv) Dr. Supreet Kumar Mohanty |
|                           | ii) Dr. Arti Trehan        | v) Dr. Gurpreet Kaur          |
|                           | iii) Dr. Ritu Mehta        |                               |
| 2) Technical Supervisor   | : i) Rakesh Kumar          |                               |
|                           | ii) Punya Prakash Rai      |                               |
|                           | iii) Santanu Singha        |                               |
| 3) Blood Bank Technicians | : i) Mr. Vijay Kumar Yadav |                               |
|                           | ii) Mr. Ankit              |                               |
|                           | iii) Mr. Swarup Thakura    |                               |
|                           | iv) Mr. Kanwar Pal Singh   |                               |
|                           | v) Mr. Kanhu Charan Das    |                               |
| 4) Regd. Nurse            | : i) Miss. Jubaira A       |                               |
|                           | ii) Miss. Poonam Maurya    |                               |

Signature

Name and Designation

:

(V. E. THOMAS)

Joint Commissioner (Gr. Mumbai)  
& Licensing Authority,

Food & Drug Administration, M.S. Mumbai.

Date: 07/07/2017

# भारत सरकार

केन्द्रीय औषध मानक नियन्त्रण संगठन  
पश्चिम खण्ड  
स्वास्थ्य सेवाओं का महानिदेशालय,  
स्वास्थ्य एवं परिवार कल्याण मंत्रालय  
चौथा तल, इण्डियन एफ.डी.ए. भवन,  
जी.एम.एस.डी. कम्पाउंड, विलारसी रोड,  
मुम्बई सेंट्रल, मुम्बई-400 008.



CDSCO

ISO 9001:2015 Certified

**GOVERNMENT OF INDIA**  
CENTRAL DRUGS STANDARD CONTROL ORGANISATION WEST  
ZONE

**Directorate General of Health Services**  
**Ministry of Health and Family Welfare**

4<sup>th</sup> Floor, Zonal FDA Bhawan, GMSD Compound,  
Bellasis Rd, Mumbai Central, Mumbai-400 008.

Tel: 022-23002215 /23002279

Fax : 022-23002271

E-mail: [wzmumbai@cdsco.nic.in](mailto:wzmumbai@cdsco.nic.in)

REF: 16-1/BB/MAH/WZ-2021/ 3510

Date: **25 NOV 2021**

To

The Joint Commissioner (Drugs)  
Food & Drugs Administration  
**Greater Mumbai, Maharashtra**

**Subject:** Joint Inspection report of M/s. INHS, Asvini Blood Centre, Blood Transfusion Department, near RC charch, Colaba Mumbai, Maharashtra -400005 for renewal of license to operate Blood Centre for collection, storage and processing of Whole Human Blood and its component for sale or distribution –Report forwarding reg.

Sir,

M/s. INHS, Asvini Blood Centre, Blood Transfusion Department, near RC charch, Colaba Mumbai, Maharashtra -400005 was jointly inspected on 24/11/2021 by Mr. Ranjeet Singh Patel, Drugs Inspector, CDSCO, West Zone, Mumbai along with Mr. Rajesh Bankar, Drugs Inspector, FDA – Gr. Mumbai (M.S.) for renewal of licence.

The inspection report duly signed by the inspecting officers is being attached herewith. On review of the report, it is opined that the deficiencies reported may be communicated to the blood centre for submission of compliance report to this office as well as to your administration for further verification.

Yours faithfully,

(A. Senkathir)  
Deputy Drugs Controller (India)  
CDSCO West Zone Mumbai

Encl: Joint Inspection Report.

Copy to:

1. Drugs Controller General (India), CDSCO, HQ, FDA Bhawan, New Delhi 110002.
2. Commissioner (Drugs), HQ, FDA Maharashtra, BKC, Bandra.
3. M/s. INHS, Asvini Blood Centre, Blood Transfusion Department, near RC charch, Colaba Mumbai, Maharashtra -400005.



Telephone: 22143764

Reply need to addressed to  
The Commanding Officer

Blood Centre  
INHS Asvini  
Near RC Church  
Colaba  
Mumbai – 400 005

227/BTD/INSP/LIC

26 Apr 2022

The Joint Commissioner (HQ)  
Food and Drugs Administration  
Govt. of Maharashtra  
S No. 341  
Bandra (E)  
Bandra- Kurla Complex  
Mumbai – 400 051

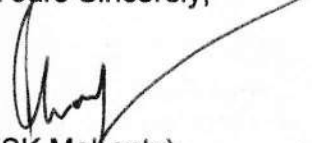
**COMPLIANCE REPORT OF JOINT INSPECTION ON 24 NOV 2021**  
**FOR RENEWAL OF LICENSE:**  
**INHS ASVINI BLOOD CENTRE**

Sir,

1. Refer to CDSCO letter no. 16-1/BB/MAH/WZ-2021/3510 dated 25 Nov 2021.
2. The compliance report with respect to the observation/ improvements suggested during the inspection is forwarded as an enclosure to this letter.

Thanking You.

Yours Sincerely,

  
(SK Mohanty)  
Surg Commander  
Officer-in-Charge  
Blood Centre  
for Commanding Officer

Rec by  
30/5/22

**Encl:** - As above

**Copy to:-**

Dy. Drug Controller (India)  
C.D.S.C.O West Zone  
4<sup>th</sup> Floor, Central FDA Bhavan, GMSD Compound  
Bellasis Road, Mumbai Central,  
Mumbai- 400 008

**Enclosure to Commanding Officer INHS Asvini**  
**letter No. 227/BTD/INSP/LIC dated 26 Apr 2022**

**OBSERVATION/ IMPROVEMENTS SUGGESTED DURING JOINT INSPECTION**  
**ON 24 NOV 2021 FOR LICENSE RENEWAL AND ITS COMPLIANCE REPORT**

<b>S.NO</b>	<b>OBSERVATION</b>	<b>LIQUIDATION</b>	<b>REMARKS</b>
01	Blood Centre is required to substitute the word- Blood Bank with the word- Blood Centre wherever they occur to comply the requirements	The word Blood Bank has been substituted with the word <b>Blood Centre</b> .	Complied
02	Blood Centre is required to make a counselling area with adequate privacy	An area with adequate privacy is allocated for the counselling of donors and the proposed layout forwarded to CDSCO WZ for approval vide letter no. 227/BTD/INSP/LIC dated 26 Apr 2022	Complied
03	It was observed that Blood Centre has provided 43 Sq m area for apheresis room including bleeding room. Blood Centre is required to make separate apheresis room with minimum 10 Sq m area for the same and required to take approval of the revised lay out plan	The lay out plan has been revised as per the inputs of the inspecting team and the revised lay out has been forwarded to CDSCO WZ for approval vide letter No. 227/BTD/INSP/LIC dated 26 Apr 2022	Complied
04	Blood Centre is required to prepare SOP for management and discard of the TTD positive blood/ blood components.	SOP for the same has been prepared (SOP No. SOP/BTD/32).	Complied
05	Blood Centre is not performing the QC test for stable coagulation factor for FFP	Demand placed for reagents for performing QC for stable coagulation factors for FFP by the Blood Centre.	Work under process
06	Blood Centre is required to keep emergency medicine kit and dielectric tube sealer equipment in apheresis instrument room	An emergency tray and a dielectric tube sealer have been kept in the apheresis instrument room.	Complied
07	No record/ register found maintained for adverse donor reaction management	Adverse donor reaction management record/register has been made and being maintained as per SOP/BTD/04.	Complied
08	It was observed that the autoclave in microbiology lab adjacent to blood centre has not being provided with instrument number, calibration tag and log book.	Blood Centre has started maintaining log book for the same. The autoclave has been provided with instrument number and calibration will be done.	Work under process
09	The automatic hemato analyser was not found in working condition and no tag for under maintenance was present on the same	An automatic hemato analyser in working condition with proper labels and maintenance tag has been placed in Department of Pathology	Complied