

Maharashtra University of Health Sciences, Nashik**College/Institute Information for MUHS to be publish on College Website****Academic Year 2023- 2024****Faculty of Medicine****College/Institute Information for MUHS (Post Graduate Course)**

1	Name of the College / Institute	: Institute Of Naval Medicine, INHS Asvini
a	Name of Society / Trust	: Indian Navy
b	Address	: Near RC Church, Colaba, Mumbai- 400005
c	Email Address	: cmdeacad@gmail.com
d	Telephone No.(s)	: 0222214- 3695
e	Website	: https://www.indiannavy.nic.in/content/institute-naval-medicine
f	Year of Establishment	: 18/09/1951
g	Status	: Central Government
2	Details of the Dean/Principal	:
a	Name of the Dean/ Principal	: Surg Cmde (Dr.) R Shankaran
b	Nature of Appointment	: Approved/Not Approved
c	Mobile No.	: 8806705335
d	Office Landline	: 0222214- 3695
e	E-mail	: drshankaran@gmail.com

A. Hospital Information:**1. General information**

- Name of the hospital: INHS Asvini
- Number of beds registered as per BNH act: 825
- Total construction area in square meters: 29.35 acres
- MPCB clearance: Yes
- Fire audit /clearance: Yes



(R Shankaran)
Signature of Dean
Surgeon Commodore
Dean and Commodore Academics


2. OPD

Sr. No.	Item	Details
1	OPD Timings	0800- 1430
2	Separate Registration areas for male/female, OPD /IPD	Yes
3	Are the Registration counters computerized	Yes
4	No. of registration counters	41

3. Casualty:

Sr. No	Particulars	No. Available
1	No. of Beds	09
2	Separate Casualty OBGY beds	-
3	Central Oxygen & suction Facility	10
4	Monitors	06
5	Ambu bag	06
6	Ultrasonography Machine	-

Sr. No	Particulars	No. Available
7	Crash Cart	03
8	Emergency Drug Tray	02
9	Defibrillator	03
10	Ventilator	03
11	X-ray Unit-(Mobile) & X-ray Static	01
12	Minor OT	01


(R. Shankaran)
Signature of Dean
Surgeon Commodore
Dean and Commodore Academics

4. Central Clinical Laboratory: Total Area 520 sq.mt

Sr. No	Particulars	Available
1	Hematology	Yes
2	Histopathology	Yes
3	Cytopathology	Yes
4	Clinical Pathology	Yes
5	Serology	Yes
6	Bacteriology	Yes
7	Virology	Yes
8	Parasitology	Yes
9	Biochemistry	Yes
10	Any other	Yes


5. List of Instruments in CCL: As per Appendix C

6. Radiodiagnosis (if any of the facility is outsourced, please mention it specifically)

Sr. No.	Particulars	No. Available
1	X-ray Machines	60mA:
		100mA:06
		300mA:02
		600mA:
		800mA:
		Any other:01
	IITV facility:	
2	No. of USG Machines (exclusively in radio-diagnosis department. USGMachines in OT, Obst. & Gynae OPD, Casualty, Cardiology department etc. should not be counted)	07
3	CT (minimum 16 slice is to be considered)	01
4	MRI	01
5	Mammography	01
6	Any other facility	01

7. Intensive Care Units:

Sr. No.	Type	No. of Beds
1	ICCU	04
2	ICU	07
3	SICU	11
4	NICU	10
5	PICU	04
6	Any other	-



 (R. Shankaran)
 Signature of Dean
 Surgeon Commodore
 Dean and Commodore Academics

8. Clinical Material of the entire Hospital:

Particulars	Average Daily (last month)	
	O.P. D	I.P.D
O.P.D. attendance	1100	
Casualty attendance	220	
No. of new admissions	68	
No. of discharges	52	
Bed occupancy%	68.50%	
Operative Work	9.7	
No. of major surgical operations	210	
Minor surgical operations	105	
No. of normal deliveries	30	
No. of caesarian sections	28	
Radiodiagnosis Investigations (No. of patients)	O.P. D	I.P.D
X-ray	90	42
Special investigations	01	01
Ultrasonography	56	26
C.T. Scan	08	06
MRI	10	08
Mammography	01	01
Laboratory Investigations – No. of Patients	O.P. D	I.P.D
Hematology	1510	802
Histopathology	25	70
Cytopathology	01	04
Clinical Pathology	75	65
Serology	32	20
Bacteriology	30	40
Virology	56	20
Parasitology	-	-
Biochemistry	1352	594
Any other		

9. Blood Bank:

- License valid up to 28 Aug 2026-Licence No 28-C/1103
- Blood Separation Facility – Available/Not available
- Average No of units dispensed per day: 07
- No of units available on the day of assessment: _____(whole blood and components)


 (R S) Signature of Dean
 Surgeon Commodore
 Dean and Commodore Academics

10. Other infrastructural facility in Hospital:

Sr. No.	Particulars	Available
1	Pharmacy	Yes
2	Central Workshop	Yes
3	Central Research Lab	Yes
4	Canteen / Mess	Yes
5	Central Incineration Plant / Hospital Waste	Outsourced to SMS ENOVOCLEAN Private Ltd.
6	Kitchen	Yes
7	Intercom Network	Yes
8	Computerized MRD ICD X indexing	Yes
9	Central Laundry	Yes
10	Ambulance: Owned/Hired	Owned

11. Central library

Sr. No.	Particulars	Available
1	Area	23,800 Sq ft
2	Air-conditioned	Yes
3	Reading rooms for students (No. of rooms with seating capacity in each)	01/22
4	Staff reading room	Yes
5	Space for stocking and display of books and	Yes
6	Rooms for librarian and other Staff;	Yes
7	Journal Room	Yes
8	Number of computers with internet facility	03
9	Total No. of books:	3768
10	Number of Journals : (Titles only) (Multiple volumes /issues of one title should be counted as ONE)	06
11	Number of books added in last year:	191
12	Number of Journals titles added in last year:	00

12. Hostel Facility:

Sr. No.	Hostel	Details
1	Resident Hostel	
a	No. of Rooms with No. of occupants per Room	67/Shared room for 91 Students
b	Total capacity	67
c	Name of Warden / Rector	Surg Cdr Tarun Pareek


 (R. Shankaran)
 Signature of Dean
 Surgeon Commodore
 Dean and Commodore Academic

13. Availability of various Functional Committees : attached vide Appx K

Sr. No.	Committee	Available (Yes / No)
1	VISHAKA (Sexual Harassment Redressal) Committee	Yes
2	Anti Ragging Committee	Yes
3	Pharmaco-vigilence committee	Yes
4	Institutional Ethics Committee (Whether it is registered with CDCSO)	Yes

14. Utilization of Student Welfare Schemes:

Sr. No.	Scheme	Number of beneficiaries in last year
a	Earn and Learn Scheme	}
b	Dhanwantri Vidyadhan Scheme	
c	Sanjivani Student Safety Scheme	
d	Student Safety Scheme	
e	Book Bank Scheme	
f	Savitribai Phule Vidyadhan Scheme	
g	Bahishal Shikshan Mandal Scheme	
h	If, any other Scheme	


15. Academic Online Teacher Database:

1)	Name of Co-ordinator	Surg Cdr (Dr) Tina Singh
	Teaching / Non-Teaching:-	Teaching
	Mobile No:-	9387879088
	Email id:-	afmctina@gmail.com
2)	OTD last updated on (date)	30 Apr 2022

16. Attendance of teachers is monitored by Biometrics: Defence establishment


17. Conference / Workshop/ CME Activities organized in last year:

Sr. No.	Conference / Workshop/ CME Activities	Dates	MMC Credit points	Local / State / National / International level?	Organizing department
1	Annual Conference of BMC 2022	26-27 Mar 22	03	National	INHS Asvini



 (R Shrivastava) Signature of Dean
 Surgeon Commodore
 Dean and Commodore Academics

Appendix "A"

Sr No.	Name of Instruments	Status
01	Automated Biochemistry Analyser Model: EM 360	Functional
02	Haematology Analyser Model: Symex XT- 2000i	Functional
03	Automated Blood Gas Analyser Gem Premier-3000	Functional
04	Semi Automated Chemiluminiscence System Model: Roche cobas e411	Functional
05	Blood Culture System Model Bactec-9120	Functional
06	Elisa Reader with PC Interface & Washer	Functional
07	Semi Automated Blood Coagulation Analyser Model -CA-50	Functional
08	Fully Automated Blood Culture System Model Bact/ Alert 3D-60	Functional
09	Refrigerated Centrifuge	Functional
10	Cryocentrifuge	Functional
11	Nikon Microscope E-600 with Camera	Functional
12	Olympus Trinocular Microscope Model CX-31	Functional
13	Biosafety Cabinet	Functional
14	Refrigerated Centrifuge REMI CPR-24	Functional
15	Electrolyte Analyzer- 9180	Functional
16	Automated Electronic Microtome (SMI- 325A)	Functional
17	Fully Automated Microbial Identification & Antibiotic Susceptibility system	Functional
18	Urine Analyser (H-500)	Functional
19	Automated Haematology Analyser 5 Parts differential, Model: Sysmex XT - 1000i	Functional
20	Pathology Grassing Table (Workstation) Model- DM 222	Functional
21	Multichannel Pipette- finnpipette F2, 8 channel (30-300µl)	Functional
22	ELISA Reader with PC Interface & Washer, Model Lisa Scan EM, ERBA	Functional
23	Coagulometer Semiautomated Model- ST- ART- 4 (Stago)	Functional
24	Cadavers Injector	Functional
25	Automated Biochemistry Analyser Model: EM 200	Functional
26	ELISA Reader (SI no- 121020)	Functional
27	ELISA Reader & Washer	Functional
28	Automated Slide Stainer (H & E)	Functional
29	Cryostat for frozen section	Functional
30	Automated Multiparameter Molecular Platform (Genxpert II/IV)	Functional
31	Fully Automated Single Dose Entry Immuno Analyser Based On ELFA Principle (Vidas)	Functional
32	Line Probe Assay System	Functional
33	Fully Automated Biochemistry Analyser with Electrolyte	Functional


(R Shankar)
Signature of Dean
Dean and Commodore (C) 1000

	Analyser Model : Dimension EXL 200	
34	Automated urine Analyser	Functional
35	Embedding Station	Functional
36	Fully Automated Single Dose Entry Immuno Analyser Based on ELFA Principle (Vidas)	Functional
37	Automated ANA System	Functional
38	Blood Bank Refrigerator Model Helmer	Functional
39	Sterile Connecting Device	Functional
40	Automatic Component extractor	Functional
41	Fully Automated HLA typing System	Functional
42	Fully Automated High Performance Liquid Chromatography Hb Testing System	Functional
43	Flowcytometer	Functional
44	Digital Imaging System for Grossing Detection with software	Functional
45	Microscopic Digital Imaging System (NIKON)	Functional
46	Penta Head Microscope with Digital Camera & Image Analysis Software with i5 Computer	Functional
47	Refrigerated Storage cabinet (2-8 degree C) for storing Reagents kits internal volume 800 ltrs	Functional
48	Fully Automated ELISA Reader & Processor	Functional
49	Table Top centrifuge & Assoseries	Functional
50	Penta Headd Microscope (Model- NEXCOPE RXLr M5MS 'CE')	Functional
51	Gradient PCR Thermal Cycler	Functional
52	Fully Automated Coagulometer	Functional
53	Refrigerated Centrifuge Bench Top	Functional
54	Vortex Mixer	Functional
55	Micro Centrifuge	Functional
56	True Lab TM Real Time Micro PCR Work station	Functional
57	Centrifuge 5430 R	Functional
58	Biosafety Cabinet	Functional
59	RT PCR Machine with UPS	Functional
60	Trueprep® Auto V2	Functional
61	Nucleaic Acid Extractor	Functional
62	Blood Bank Refrigerator Model Helmer	Functional
63	Sterile Connecting Device	Functional


 (R Shankaran)
 Signature of Dean
 Dean and Commodore Academics

Department Specific Information in the Hospital

Please fill in the information for the broad specialities, where PG seats are available. (For rest of the departments – Please mark as "Not Applicable")

Department of General Medicine

1. Intake Capacity:

Course	Subject	No. of Recognized Seats	No. of Permitted Seats	Total Intake Capacity
MD	GENERAL MEDICINE	10	-	10

2. Total Teachers & Residents available in the Department:

Sr. No	Name of the Teacher	Designation	MUHS Approved Designation	PG Teacher Recognition Status (Permanent/Temporary)	If temporary, Approval/Recognition on granted till
1	Surg Cmde Vivek Hande	Professor	Yes	Permanent	
2	Surg Capt R Ananthakrishnan	Professor	Yes	Permanent	
3	Col Amol Patel	AssociateProfessor	Yes	Permanent	
4	Surg Cdr Vineet Behera	AssociateProfessor	Yes	Permanent	
5	Surg Cdr Ramakant	AssociateProfessor	Yes	Permanent	
6	Surg Capt Amit Kumar	AssociateProfessor	Yes	Permanent	
7	Surg Capt S Mohanty	AssistantProfessor	Yes	Permanent	
8	Col Julie Sachdeva	AssistantProfessor	Yes	Permanent	
9	Col Ashok Meshram	AssistantProfessor	Yes	Permanent	
10	Surg Cdr VA Arun	AssistantProfessor	Yes		
11	Surg Cdr KD Kamal	AssistantProfessor	Yes	Permanent	
12	Surg Cdr Prabhat Chauhan	AssistantProfessor	Yes	Permanent	
13	Surg Cdr BS Sambyal	Sr. Resident			
14	Surg Cdr Kaushik MR	Sr. Resident			
15	Surg CDr Mayank Kacker	Sr. Resident			
16	Maj Sudeep Kumar Roy	Jr. Resident			
17	Maj Ritu Ranjan Kumar	Jr. Resident			
18	Dr Srikanth K	Jr. Resident			
19	Dr R R Siva Nayak	Jr. Resident			
20	Dr Shreekant Markad	Jr. Resident			
21	Dr J Kavya	Jr. Resident			
22	Dr Amit Kumar Mohanty	Jr. Resident			


(R. Shankar)
Signature of Dean
Surgeon Commodore
Dean and Commodore Academics


23	Dr Deepthy Jagadish	Jr. Resident			
24	Dr Vaibhav Gupta	Jr. Resident			
25	Dr Rohith KP	Jr. Resident			
26	Maj Praveen Jayarajan	Jr. Resident			
27	Maj Nikunj Tiwari	Jr. Resident			
28	Maj B Kumar Reddy	Jr. Resident			
29	Maj Vignesh S	Jr. Resident			
30	Maj Vijay Sasikumar	Jr. Resident			
31	Dr. Y Rakesh	Jr. Resident			
32	Dr. Pradeep Kumar T	Jr. Resident			
33	Dr Kiran K Ponugumati	Jr. Resident			
34	Dr Barundeeep Singh	Jr. Resident			
35	Dr M Uday Kumar	Jr. Resident			
36	Maj KA Dora	Jr. Resident			
37	Maj Prashanthi Karan	Jr. Resident			
38	Maj Satish Kumar Das	Jr. Resident			
39	Maj Akshat Khetan	Jr. Resident			
40	Maj J Haridas Karande	Jr. Resident			
41	Dr. Vaka Rajshekhar	Jr. Resident			
42	Dr. G Karthik	Jr. Resident			
43	Dr. Dinesh	Jr. Resident			
44	Dr. Bhavjit Singh	Jr. Resident			
45	Dr. Mahima Sharma	Jr. Resident			

3. Summary of Teaching staff in the Department:

Sr.No.	Designation	Required (As per the PG Medical Regulations 2000)	Available	Deficiency
1.	Professor	01	02	NIL
2.	Associate Professor	03	04	NIL
3.	Assistant Professor	03	06	-
4.	Senior Resident	03	03	-
5.	Junior Resident	30	30	NIL

4. Summary of Recognized PG Teacher in the department:

Sr. No.	Designation	No. of Recognized PG Teacher
1	Professor	02
2	Associate Professor	04
3	Assistant Professor	06


 (R Shankaran)
 Surgeon
 Dean and Commodore Academics

5. Number of Units with beds in each unit :

Unit Number	Beds Available
I	80
II	80
III	80
Total	320


6. Clinical workload of the Department:

Particulars	Average Daily for last month
OPD attendance	280
Total number of new admissions	30
Bed Occupancy	85%


7. Publications in Index Journals in last year:

(Please do not repeat publication details for same publication with multiple authors from same institute)


Sr. No.	Title	Authors from the institute	Department s of authors	Journal details	Journal indexed with which indexing agency
1	Spectrum of cardiovascular manifestations in homozygous familial hypercholesterolemia	Surg Capt R Ananthkrishnan	Medicine	Journal of Marine Medical Society. Volume XX. IssueXX	MCI Recognised Index
2	Prevalence of cardiac arrhythmias in patients of obstructive sleep apnea syndrome and changes after 6 months of continuous positive airway pressure therapy.	Surg Capt R Ananthkrishnan Surg Cdr Soumitra Mohanty	Medicine	Journal of Marine Medical Society 202; 23 :39-42	MCI Recognised Index
3	Echocardiographic manifestations in patients on renal replacement therapy and renal transplant recipients	Surg Capt R Ananthkrishnan	Medicine	Journal of Marine Medical Society 2022; 24 :17-23	MCI Recognised Index
4	Cancer trends and burden	Col Amol Patel	Medicine	Med J	MCI


 (R Shankaran)
 Signature of Dean
 Surgeon Commodore
 Dean and Commodore Academics

	among Armed Forces personnel, veterans and their families: Cancer registry data analysis from tertiary care hospital			Armed Forces India [Internet]. 2021 Apr 12	Recognised Index
5	COVID-19, Cancer, and Congregation: An Observational Study from a Tertiary Care Hospital in New Delhi	Col Amol Patel	Medicine	Indian J Med Paediatric Oncol. 2021 Feb;42(1):6—10.	MCI Recognised Index
6	Personal Protective Equipment use is associated with physical and neurological dysfunction among health care workers - Survey Report During the Covid-19 Pandemic	Col Amol Patel	Medicine	Journal of The Association of Physicians of India, Vol. 69, 147, June 2021	MCI Recognised Index
7	Adult Soft Tissue Sarcoma: A Prospective Observational Real-World Data	Col Amol Patel	Medicine	Indian J Med Paediatric Oncol 2021 Aug;42(4):339—45	MCI Recognised Index
8	Cancer in the Adolescent and Young Adults (AYA) and Children: A Comprehensive Analysis of the Epidemiology and Psychosocial Morbidity in the Indian Population	Col Amol Patel	Medicine	South Asian J Cancer [Internet]. 2021 Dec 31	MCI Recognised Index
	Pharmacoeconomics	Col Amol Patel	Medicine	Indian J Med Paediatric Oncol. 2021 May;42(3):218—20.	MCI Recognised Index
	Revisiting Fulvestrant	Col Amol Patel	Medicine	JCO Glob	MCI



 (R. Shankar)
 Signature of Dean
 Surgeon/Commodore
 Dean and Commodore Academics

	Dosing in Uncertain Economic Times	Patel		Oncol. 2021 Jan 6;(7):1—3.	Recognised Index
	ERBB and FGFR2 pathway inhibition in biliary tract cancers — Dawn of a new beginning	Col Amol Patel	Medicine	Int J Mol Immuno Oncol. 2021 Sep 27;6(3):132—5.	MCI Recognised Index
	Gallbladder reporting and data system (GB-RADS) for risk stratification of gallbladder wall thickening on ultrasonography: an international expert consensus	Col Amol Patel	Medicine	Abdom Radiol N Y. 2021 Dec 1	MCI Recognised Index
	My experience of the "cancer train." Cancer Res Stat Treat	Col Amol Patel	Medicine	2021 Apr 1;4(2):208.	MCI Recognised Index
	Reply to D. O'Reilly et al	Col Amol Patel	Medicine	JCO Glob Oncol. 2021 Apr 1;(7):648—648	MCI Recognised Index
9	Pembrolizumab Weight-Based Dosing: Conviction and Lacunae in Adopting a Cost-Saving Approach—A Survey Report	Col Amol Patel	Medicine	Indian J Med Paediatric Oncol.	MCI Recognised Index
10	Pembrolizumab weight-based dosing — A call for policy change	Col Amol Patel	Medicine	Indian J Med Paediatr Oncol. 2022 Feb 21; s-0042-1742651	MCI Recognised Index
11	World Breast Cancer Patient Follow-Up Practices by Medical Oncologists in India—A Survey Report	Col Amol Patel	Medicine	South Asia Cancer (Internet)].	MCI Recognised Index


 (Signature of Dean)
 Surgeon Commodore
 Dean and Commodore Academics

				2022 Feb 5	
12	Improving Access to immunotherapy in Low and Middle-Income Countries	Col Amol Patel	Medicine	Ann Oncol [internet] 2022 Jan 12 [cited 2022 Jan 18]; 0(0)	MCI Recognised Index
13	Risk of stent migration in intended long-term biliary plastic stents: Is being straight good?	Surg Capt Amit Kumar	Medicine	Digestive diseases and sciences 2022	MCI Recognised Index
14	One year outcomes of novel BioMime Morph tapered stent in long and multiple coronary artery lesions	Surg Capt Soumitra Mohanty	Medicine	Anatol J Cardiol 2021; 25 X	MCI Recognised Index
15	An analysis of mortality and survival of COVID 19 patients admitted to a tertiary care hospital in Maharashtra, India	Surg Cdr Vineet Behera	Medicine	MJAFI. 2021 Jul 1; 77 :S353-8	MCI Recognised Index
16	hydroxychloroquine as pre exposure prophylaxis of COVID-19 in health care workers: A single centre study	Surg Cdr Vineet Behera	Medicine	J Mar Med Soc 2021; 22: S98-104	MCI Recognised Index
17	Post Membranous Nephropathy — A case report.	Surg Cdr Prabhat Chauhan	Medicine	Indian Journal of Transplantation. Volume 16. Issue 1	MCI Recognised Index
18	ANCA associated vasculitis following ChAdOx1 nCoV19 vaccination case-based review	Surg Cdr Prabhat Chauhan	Medicine	Rheumatology International; Feb 2022	MCI Recognised Index

8. Academic activities:


 (R) Signature of Dean
 Surgeon Commodore
 Dean and Commodore Academics

Sr. No.	Activity	Frequency
1.	Seminar	1/ week
2.	Journal Club	1/ two week
3.	Tutorials	1/ week
4.	Case Presentation	2/ week
5.	Any Other	1/ week

9. Specialty clinics run by the department with number of patients in each:


Name of the Clinic	Weekday/s	Timings	Number of cases (Avg)	Name of Clinic In-charge	
1) Cardiovascular	02	0800-1430h	125	Surg Capt R Ananthakrishnan	
2) Nephrology	03	0800-1430h	96	Surg Cdr Vineet Behera	
3) Endocrine	03	0800-1430h	80	Surg Cdr KD Kamal	
4) Haematology	02	0800-1430h	52	Col Ashok Meshram	
5) Gastroenterology	02	0800-1430h	74	Surg Capt Amit Kumar	
6) Neurology	02	0800-1430h	40	Col Julie Sachdeva	
7) Any other clinic	Respiratory	02	0800-1430h	45	Surg Lt Cdr Manjit Tendolkar
	Rheumatology	02	0800-1430h	55	Surg Cdr Ramakant
	Onco Day Care	02	0800-1430h	40	Col Amol Patel

10. Services provided by the department of Medicine:

Service / facility	Yes / No – Remarks if any
a) Cardiology services (ICCU) i. ECG ii. TMT iii. Echo (with color Doppler) iv. Holter	Yes
b) Bronchoscopy	Yes
c) Endoscopy & Colonoscopy	Yes
d) Dialysis	Yes
e) Physiotherapy Section.	Yes


 (R. S. Choudhary)
 Signature of Dean
 Surgeon Commodore
 Dean and Commodore Academics

f) Investigative facilities i. Nerve conduction, ii. EMG etc.	Yes
g) Other special facilities	EEG, EP Studies, TCD, PFT, Lung Biopsy, Endobronchial Biopsy, USG, AFT, Dexa Scan, Sleep Study, Transbronchial Needle aspiration, Ambulatory EEG, Ambulatory ECG, HUTT, Holter, CRRT, CAPB, Renal Transplant.



(R S Signature of Dean
Surgeon Commodore
Dean and Commodore Academics

Department Specific Information in the Hospital

Please fill in the information for the broad specialities, where PG seats are available. (For rest of the departments – Please mark as “Not Applicable”)

Department of Paediatrics

1. Intake Capacity:

Course	Subject	No. of Recognized Seats	No. of Permitted Seats	Total Intake Capacity
MD	Pediatrics	03	-	03

2. Total Teachers & Residents available in the Department:


Sr. No	Name of the Teacher	Designation	MUHS Approved Designation	PG Teacher Recognition Status (Permanent/Temporary)	If temporary, Approval/Recognition granted till
2	Vivek Bhat	Prof	Yes	Permanent	NA
3	Bal Mukund	Assoc Prof	Yes	Permanent	NA
4	Hardeep Kaur	Assoc Prof	Yes	Permanent	NA
	Safal muhammed	AsstProf	NA	Permanent	NA
5	AZ Jamal	AsstProf	NA	Permanent	NA
6	Neha Saxena	Asst Prof	NA	Permanent	NA
7	Amarapali Mate	Sr Resident	NA	Permanent	NA
	D K Tiwari	Jr Resident	NA	NA	NA
	Abhinav Vishwakarma	Jr Resident	NA	NA	NA
10	Amit Kumar	Jr Resident	NA	NA	NA
11	Pranav Upadhyay	Jr Resident	NA	NA	NA
12	Safquat Jalil	Jr Resident	NA	NA	NA
13	Kiran Kumar Mandala	Jr Resident	NA	NA	NA
	Harshita Chaudhary	Jr Resident	NA	NA	NA

3. Summary of Teaching staff in the Department:

Sr. No.	Designation	Required (As per the PG Medical Regulations 2000)	Available	Deficiency
1	Professor	01	01	Nil
2	Associate Professor	01	02	Nil
3	Assistant Professor	01	03	Nil
4	Senior Resident	01	01	Nil
5	Junior Resident	09	07	02

4. Summary of Recognized PG Teacher in the department:


Sr. No.	Designation	No. of Recognized PG Teacher
1	Professor	01
2	Associate Professor	02


Signature of Dean
(R Shankar)

Surgeon Commodore
Dean and Commodore Academics

11. Equipment: List of important equipment* available and their functional status. (Please fill out the details of the list here below. NO annexure to be attached)

Equipment	Numbers / functional status / comments
Multipara Monitors	42/Ops
Upper GI endoscope	05/Ops
Dialysis machines	22/Ops
Echo – color Doppler	03/Ops
Resuscitation kit	10/Ops
Pulse Oxymeters	52/Ops
Colonoscope	02/Ops
ECG	07/Ops
Holter	02/Ops
Crash cart	22/Ops
Computerized PFT equipment	01/Ops
Syringe pump	36/Ops
Bronchoscope	02/Ops
TMT	02/Ops
Defibrillator	03/Ops
Other routine use equipment	EEG machine, NCS Machine, Thoracoscope, ALICE 5 Sleep Study, USG machine, PNFC, SR 300 Analyser, Hologic bone densitometer, IABP, C-ARM, LUCAS, ACT, TEE, HUTT machine, ROTA, OCT


 (R Shankaran)
 Surgeon/Commodore
 Dean and Commodore Academics

5. Number of Units with beds in each unit :

Unit Number	Beds Available
I	40(Pediatrics)+ 10 (NICU)
Total	40(Pediatrics)+ 10 (NICU)

6. Clinical workload of the Department:

Particulars	Average Daily for last month
OPD attendance	58
Total number of new admissions	1.95
Bed Occupancy	28.5%

7. Publications in Index Journals in last year:

(Please do not repeat publication details for same publication with multiple authors from same institute)

Sr. No.	Title	Authors from the institute	Departments of authors	Journal details	Journal indexed with which indexing agency
1	ARC syndrome: a rare cause of infantile cholestasis	Panale P, Jamal AZ, Bhat V, Thergaonkar RW	Pediatrics	Journal of Marine Medical Society	DOAJ
2	Covid-19 induced acute pancreatitis- a case series	Mukund B, Bhat V, Kumar A, Thergaonkar RW	Pediatrics, Medicine	Journal of Marine Medical Society	DOAJ
3	Early neurodevelopmental intervention: a hospital-based observational study	Thergaonkar N, Thergaonkar RW, Bhat V	Pediatrics	Journal of Marine Medical Society	DOAJ
4	Combined saposin deficiency: a rare occurrence	Bhat V, Thergaonkar RW,	Pediatrics	Medical Journal Armed Forces India	Pubmed
5	Management of a Neonatal Femoral Shaft Fracture Following breech presentation	Bhat V.	Pediatrics	Journal of Marine Medical Society	DOAJ
6	Adrenocortical dysfunctions in neonatal septic shock	Bhat V	Pediatrics	Indian Journal of Pediatrics	Pubmed
7	Clinical Features	Mukund B	Pediatrics	Pediatric	Pubmed

Signature of Dean
(R Shankaran)
Surgeon Commodore

	Associated With Need for Mechanical Ventilation in Children With Guillain-Barré Syndrome: Retrospective Cohort From India			Critical Care Medicine	
8	Coronavirus disease 2019- A pediatrician,s perspectiv	Mukund B, Bhat, V	Pediatrics	Journal of Marine Medical Society	DOAJ
9	Comparative analysis of blind vs real-time ultrasound-guided pediatric renal biopsies: A cross-sectional study	Mukund B	Pediatrics	Medical Journal Armed Forces India	Pubmed
10	Predictors of mortality in children with cystic fibrosis in India	Kaur H	Pediatrics	Pediatric Pulmonology	Pubmed

8. Academic activities (outcome based):

Sr. No.	Activity	Frequency
1	Seminar	01 per week
2	Journal Club	01 per week
3	Tutorials	01 per week
4	Case Presentation	01 per week
5	Any Other	Faculty lecture/Interdepartmental Seminar- 1-2per week

9. Specialty clinics run by the department of Paediatrics with number of patients in each:

Name of the Clinic	Weekday/s	Timings	Number of cases (Avg)	Name of Clinic In-charge
Paediatric Cardiology				
Paediatric Endocrine	Patients seen in regular Pediatric OPD			
PaediatricHaematology	Patients seen in regular Pediatric OPD			
Diarrhoea (Gastro)	Daily	8AM to 2:30 PM	50	Dr AZ Jamal
PaediatricNeurology	Tuesday,Wednesday	8AM to 2:30 PM	50	Dr Bal Mukund
Neonatology a. High risk b. Well baby	Wednesday, Friday	8AM to 2:30 PM	50	Dr Vivek Bhat

Signature of Dean

(R Shankaran)
Surgeon Commodore
Dean and Commodore Academics

Immunization	Daily	8AM to 2:30 PM	50	Dr Amrapali Mate
Paediatric Asthma	Wednesday, Monday	8AM to 2:30 PM	25	Dr Hardeep Kaur
Thalassemia	Patient Seen in regular OPD			
Any other clinic Development Clinic (EIC)	Monday, Wednesday, Friday	8AM to 2:30 PM	10	Dr Amrapali Mate

10. Services provided by the department of Paediatrics:

Service / facility	Yes / No – Remarks if any
a) Neonatal services: i. NICU ii. Neonatal ventilation iii. Exchange transfusion iv. Phototherapy v. Parenteral nutrition	Yes to all
b) Endoscopy	Yes. Bronchoscopy by Pediatric Pulmonologist in Dept. Endoscopy by Gastroenterologist.
c) Dialysis	Yes. Pediatric Nephrologist available in dept. Hospital has a dialysis unit.
d) Paediatric Ventilation	Yes
e) Thalassemia day care center	Yes
f) Physiotherapy section	Yes. Hospital's Physiotherapy Dept provides the services. Dept has an Early Intervention Centre which provides occupational therapy.
g) Child counseling services	Yes. Services are provided in the Early Intervention Centre as well as the Child Guidance Clinic run by Dept of Psychiatry.
h) HIV	Yes.
i) Delivery room services	Yes.
j) Investigative facilities i. Endoscopy ii. Bronchoscopy iii. PFT iv. ABG	Yes. Bronchoscopy by Pediatric Pulmonologist in Dept. Endoscopy by Gastroenterologist.
k) Any other	Dept has an Early Intervention Centre which provides occupational therapy.


 (R Shankaran)
 Signature of Dean
 Surgeon Commodore
 Dean and Commodore Academics

	Associated With Need for Mechanical Ventilation in Children With Guillain-Barré Syndrome: Retrospective Cohort From India			Critical Care Medicine	
8	Coronavirus disease 2019- A pediatrician,s perspectiv	Mukund B, Bhat, V	Pediatrics	Journal of Marine Medical Society	DOAJ
9	Comparative analysis of blind vs real-time ultrasound-guided pediatric renal biopsies: A cross-sectional study	Mukund B	Pediatrics	Medical Journal Armed Forces India	Pubmed
10	Predictors of mortality in children with cystic fibrosis in India	Kaur H	Pediatrics	Pediatric Pulmonology	Pubmed

8. Academic activities (outcome based):

Sr. No.	Activity	Frequency
1	Seminar	01 per week
2	Journal Club	01 per week
3	Tutorials	01 per week
4	Case Presentation	01 per week
5	Any Other	Faculty lecture/Interdepartmental Seminar- 1-2per week

9. Specialty clinics run by the department of Paediatrics with number of patients in each:

Name of the Clinic	Weekday/s	Timings	Number of cases (Avg)	Name of Clinic In-charge
Paediatric Cardiology				
Paediatric Endocrine	Patients seen in regular Pediatric OPD			
PaediatricHaematology	Patients seen in regular Pediatric OPD			
Diarrhoea (Gastro)	Daily	8AM to 2:30 PM	50	Dr AZ Jamal
PaediatricNeurology	Tuesday,Wednesday	8AM to 2:30 PM	50	Dr Bal Mukund
Neonatology a. High risk b. Well baby	Wednesday, Friday	8AM to 2:30 PM	50	Dr Vivek Bhat

Signature of Dean

(R Shankaran)

Surgeon Commodore

Department Specific Information in the Hospital

Please fill in the information for the broad specialities, where PG seats are available. (For rest of the departments – Please mark as “Not Applicable”)

Department of Respiratory Medicine

1. Intake Capacity: **NOT APPLICABLE**

Course	Subject	No. of Recognized Seats	No. of Permitted Seats	Total Intake Capacity

2. Total Teachers & Residents available in the Department:

Sr. No.	Name of the Teacher	Designation	MUHS Approved Designation	PG Teacher Recognition Status (Permanent/Temporary)	If temporary, Approval/Recognition granted till

3. Summary of Teaching staff in the Department:

Sr. No.	Designation	Required (As per the PG Medical Regulations 2000)	Available	Deficiency
1	Professor			
2	Associate Professor			
3	Assistant Professor			
4	Senior Resident			
5	Junior Resident			

4. Summary of Recognized PG Teacher in the department:

Sr. No.	Designation	No. of Recognized PG Teacher
1	Professor	
2	Associate Professor	
3	Assistant Professor	

5. Number of Units with beds in each unit :

(R. Shankaran) Signature of Dean
Surgeon Commodore
Dean and Commodore Academics

Unit Number	Beds Available
I	
II	
III	
IV	
Total	

6. Clinical workload of the Department:

Particulars	Average Daily for last month
OPD attendance	
Total number of new admissions	
Bed Occupancy	

7. Publications in Index Journals in last year:

(Please do not repeat publication details for same publication with multiple authors from same institute)

Sr. No.	Title	Authors from the institute	Departments of authors	Journal details	Journal indexed with which indexing agency
1					
2					
3					

8. Academic activities (outcome based):

Sr. No.	Activity	Frequency
1	Seminar	
2	Journal Club	
3	Tutorials	
4	Case Presentation	
5	Any Other	

9. Specialty clinics run by the department of Respiratory Medicine with number of patients in each:

Name of the Clinic	Weekdays	Timings	Number of cases (Avg)	Name of Clinic In-charge
1) Resp. Rehabilitation				
2) Asthma				
3) Bronchoscopy				
4) Any other				

Signature of Dean

(R. Shankaran)
Surgeon General

10. Services provided by the department:

- i. Bronchoscopy
- ii. Physiotherapy Section.
- iii. PFT test and DLCO.
- iv. Blood Gas analysis
- v. RICU services
- vi. Aerosol Therapy
- vii. Treatment for MDR Tuberculosis
- viii. FNAC from Pleura and Lung
- ix. Any other

11. Equipment: List of important equipment* available and their functional status. (Please fill out the details of the list here below. NO annexure to be attached)

Equipm ent	Numbers / functional status / comments
1. Multipara Monitors	
2. Pulse Oxymeters	
3. ECG	
4. Resuscitation kit	
5. MDR treatment facilities	
6. Nebulizers	
7. Ventilators	
8. Computerized PFT equipment	
9. Crash cart	
10. DLCO	
11. Syringe pump	
12. Bronchoscope	
13. Other routine use equipment	
14. Defibrillator	
15. Syringe pump	
16. Any other equipment	


Signature of Dean
(R Shankaran)
Surgeon Commodore

Department Specific Information in the Hospital

Please fill in the information for the broad specialities, where PG seats are available. (For rest of the departments – Please mark as “Not Applicable”)

Department of Psychiatry

1. Intake Capacity:

Course	Subject	No. of Recognized Seats	No. of Permitted Seats	Total Intake Capacity
MD	Psychiatry	04	-	04

2. Total Teachers & Residents available in the Department:

Sr. No.	Name of the Teacher	Designation	MUHS Approved Designation	PG Teacher Recognition Status (Permanent/Temporary)	If temporary, Approval/Recognition granted till
1	Surgeon Capt (Dr) Rohith R Pisharody	Associate Professor	Associate Professor	Permanent	
2	Surgeon Cdr(Dr) Priyadarshree Patra	Professor	Professor	Permanent	
3	Surg Lt Cdr (Dr) Gokul N	Assistant Professor		Permanent	
4	Surg Lt Cdr (Dr) SargundeeepSingh	Senior Resident		Permanent	
5	Surg Lt Cdr (Dr) Saurabh Bhattacharya	Senior Resident		Permanent	
6	Sqn Ldr Santosh TS	Junior Resident		Permanent	
7	Dr.Priyank Singh Mehta	Junior Resident		Permanent	
8	Dr. Om Panda	Junior Resident		Permanent	
9	Dr. Vishesh Chauhan	Junior Resident		Permanent	
10	Dr.Varsha Dabas	Junior Resident		Permanent	
11	Dy Comdt (Dr) Arjun Prakash	Junior Resident		Permanent	
12	Surg Lt Cdr (Dr.) Aditya Pisharody	Junior Resident		Permanent	
13	Dr Shanaz Praveen	Junior Resident		Permanent	
14	Dr Anandhan	Junior Resident		Permanent	
15	Dr. CK Kaushik	Junior Resident		Permanent	

Signature of Dean
(R Shankar)
Surgeon Commodore

3. Summary of Teaching staff in the Department:

Sr. No.	Designation	Required (As per the PG Medical Regulations 2000)	Available	Deficiency
1	Professor	01	01	NIL
2	Associate Professor	01	01	NIL
3	Assistant Professor	01	01	NIL
4	Senior Resident	01	02	NIL
5	Junior Resident	10	10	NIL

4. Summary of Recognized PG Teacher in the department:

Sr. No.	Designation	No. of Recognized PG Teacher
1	Professor	01
2	Associate Professor	01
3	Assistant Professor	01

5. Number of Units with beds in each unit :

Unit Number	Beds Available
I	50
Total	50

6. Clinical workload of the Department:

Particulars	Average Daily for last month
OPD attendance	45
Total number of new admissions	06
Bed Occupancy	68.5%



(R. Shankar)
Signature of Dean
Surgeon Commodore
Dean and Commodore Academics

7. Publications in Index Journals in last year:

(Please do not repeat publication details for same publication with multiple authors from same institute)

Sr. No.	Title	Authors from the institute	Departments of authors	Journal details	Journal indexed with which indexing agency
1	Coping with COVID: Cross-sectional study to assess the psychological impact and coping strategies utilized by Indian internet users during the lockdown of the COVID-19 pandemic	Surg Cdr (Dr) Priyadarshree Patra	Psychiatry	Industrial Journal	PLiBMCD Central
2	study to understand the pattern of hyponatremia in patients using selective serotonin reuptake inhibitors and serotoninindopamine antagonists	Surg Cdr (Dr) Priyadarshree Patra	Psychiatry	Industrial Journal	PUBMED Central

8. Academic activities (outcome based):

Sr. No.	Activity	Frequency
1.	Seminar	Once a fortnight
2.	Journal Club	Once a fortnight
3.	Tutorials	Once a week
4.	Case Presentation	Once a week
5.	Any Other-OSCE	Once a week
6.	Feed back meeting	Quarterly

9. Specialty clinics run by Psychiatry department with number of patients in each, if any:

Name of the Clinic	Weekday/s	Timings	Number of cases (Avg)	Name of Clinic In-charge
1) Neuro-psychiatry elderly clinic	-	-	-	-
2) Child guidance clinic	Saturday	0830-1400	22	Surg Cdr (Dr)

Signature of Dean

(R Shankar)

				Priyadarshee Patra
3) Clinic for Senile disorder	Wednesday	0830-1400	11	Surg Capt (Dr) Hi Pisharody
4) Psycho Motor clinic	-	-	-	-
5) Deaddiction	Wednesday Friday	0830-1400	34	Surg Lt Cdr (Dr) Sargundeeep Singh, Surg Lt Cdr (Dr) Saurabh Bhattacharya
6) Memory clinic	Monday	0830-1400	09	Col K (Dr) Seby
7) Family Counselling	Wednesday Friday	0830-1400	05	Sneha Das, Clinical Psychologist
8) Community psychiatry	Suicide i-helpline available	24 x 7		Resident & Faculty on call
9) National Mental Health Prgm.	The Centre of Excellence under NMHP is carrying out MD in Psychiatry, M Phil in Psychiatry Social Work, Diploma in Psychiatry Nursing And is to start M Phil course in Clinical Psychology soon.			
10) Any other clinic				

10. Services provided by the department of Psychiatry:

Sr.No.	Service	Details / Remarks
1	ECT	Yes
2	Special clinic	Yes
3	Psychological & IQ Testing	Yes
4	Bio-feedback	Yes
5	Medico-Legal Services	Yes
6	Care & stay of Acute (Emergency) cases	Yes
7	Chronic Psychiatry care facility	Yes
8	Other special facilities	rTMS, tDCS

11. Equipment: List of important equipment available and their functional status.

Equipment	Numbers / functional status / comments
1. ECT Machines	02- Functional
2. Equipment for Psychological evaluation	Projective Tests: Adults — Rorschach Inkblot Test Thematic Apperception Test Draw-a-person Test Children - Draw-a-person Test House-tree-person Test Children's Apperception Test Personality Tests: Adults — 16 Personality Factors: Form C,E 5 th Edition NEO FFI, NEO PIR Minnesota Multiphasic Personality Inventory zMilton's Clinical Multiaxial Inventory III Eysenk's Personality Inventory & Questionnaire Children — Children Personality Questionnaire High school Personality Questionnaire (Hindi) Memory Tests:

Signature of Dean

Surgeon Commodore

Academics

Department Specific Information in the Hospital

Please fill in the information for the broad specialities, where PG seats are available. (For rest of the departments – Please mark as “Not Applicable”)

Department of Dermatology, Venereology & Leprosy

1. Intake Capacity:

Course	Subject	No. of Recognized Seats	No. of Permitted Seats	Total Intake Capacity
MD	DVL	02	Nil	02

2. Total Teachers & Residents available in the Department:

Sr. No.	Name of the Teacher	Designation	MUHS Approved Designation	PG Teacher Recognition Status (Permanent/Temporary)	If temporary, Approval/Recognition granted till
1	Surg Cmde J Sridhar	Professor	Professor	Permanent	
1	Surg Cdr Reetu Agarwal	Professor	Professor	Permanent	
2	Surg Cdr GR Rajput	Asst Prof	Asst Prof	Permanent	
	Surg Lt Cdr Bhavni Oberoi	Asst Prof	Asst Prof	Permanent	
3	Surg Lt Cdr Siddharth Bhatt	Asst Prof	Asst Prof	Permanent	
4	Surg Cdr Padmapriya	Sr Resident	NA	Permanent	
5	Dy Cmmtd Suhasini Chand	Jr Resident	NA	NA	
6	Surg Lt Cdr Jeeva John	Jr Resident	NA	NA	
7	Dy Comdt Chrisinder Kaur	Jr Resident	NA	NA	
8	Surg Lt Cdr Anubhav Roy	Jr Resident	NA	NA	
9	Dr Archana Reddy P	Jr Resident	NA	NA	

3. Summary of teaching staff in the Department:

Sr. No.	Designation	Required (As per the PG Medical Regulations 2000)	Available	Deficiency
1	Professor	01	02	
2	Associate Professor	01	-	01 (Made up with one Professor)
3	Assistant Professor	01	01	0
4	Senior Resident	01	01	-
5	Junior Resident	02	05	

(B. Shankar)
Signature of Dean
Surgeon Commodore
Dean and Commodore Academics

	<p>PGI Memory Scale Weschler's Memory scale Neuropsychological tests: Bender Gestalt Visuo-motor test & BGT IIAIMS Neuropsychological Battery of tests Luria Nebraska Neuropsychological PGI Battery of Brain Dysfunction Addenbrooke's Cognitive Examination Stroop Colour & Word Test Tower of London Test 2nd Edition Wisconsin Card Sorting Test (Computerised) Intelligence Tests:Adults: Weschler's Adult Performance Intelligence Scale Raven's Standard Progressive Matrices Raven's Advanced Progressive Matrices Weschler's Adult Intelligence Scale Children: Seguin Form Board Weschler's Intelligence Scale for Indian children Stanford Binet Intelligence Scale Form L-1ñ (i-line.) Bhatia Battery of Performance Tests Weschler Preschool and Primary scale of Intelligence Weschler's Intelligence Scale for Children Raven's Coloured Progressive Matrices Goodenough's Draw-a-person test Developmental Assessment Scales: Vineland Social Maturity Scale Developmental assessment Scale Inventory/Rating scales:Adults- Beck's Depression Inventory Young Mania rating scale Positive and Negative symptoms scale State and Trait Anxiety inventory Sinha's Comprehensive Anxiety scale Life satisfaction scale Yale Brown's Obsessive Compulsive scale Hamilton Depressive Inventory Hamilton Anxiety Scale Child- ADHD Checklist Attention disorder assessment tool Childhood Autism Rating scale Indian scale for Assessment of Autism Children's symptom checklist Adolescent's symptom checklist</p>
<p>3. Any other equipment</p>	<p>rTMS- 01/ functional Biofeedback -01/ functional tDCS- 01/ functional Crash Cart- 01/ functional Defibrillator - 01/ functional ECG Machine - 01/ functional Multiparamonitor - 01/ functional Resuscitation kit - 01/ functional Suction apparatus - 01/ functional BP Apparatus — Manual - 01/ functional Digital - 02/ functional Wheel chair — 01/ functional Weighing machine - 04/ functional Stretcher- 01/ functional Thermometer — Digital - 02/ functional Mercury- 01/ functional</p>


 (R. Shankar)
 Surgeon Commodore
 Dean and Commodore Academics

4. Summary of Recognized PG Teacher in the department:

Sr. No.	Designation	No. of Recognized PG Teacher
1	Professor	02
2	Associate Professor	-
3	Assistant Professor	01

5. Number of Units with beds in each unit :

Unit Number	Beds Available
I	38
Total	38

6. Clinical workload of the Department:

Particulars	Average Daily for last month
OPD attendance	96
Total number of new admissions	15
Bed Occupancy	38.50

7. Publications in Index Journals in last year:

(Please do not repeat publication details for same publication with multiple authors from same institute)

Sr. No.	Title	Authors from the institute	Departments of authors	Journal details	Journal indexed with which indexing agency
1	Basal Cell Carcinoma in a Dermatosurgery Scar: A case of Immunocompromised cutaneous district	Reetu Agarwal, J Sridhar	Dermatology	IDOJ	DOAJ, PubMed Central emerging sources citation index, Sce major Journal ranking, Scopus, web of science
2	A randomized controlled pilot study of a proprietary combination versus sunscreen in melasma maintenance	Gr Rajput	Dermatology	IJDVL	Medicine, Scopus, science citation index expanded, embase, PubMed, Sci Majo Journal Indian sciences abstract. Ind

Signature of Dean
Surgeon Commodore

					Med, Index medicines
3	Demoscopic keys in extragenital bullous haemorrhagic lichen sclerosis	Bhavni Oberoi	Dermatology	Dermatology practical & Conceptual	
4	Singler- Handed vampire facial Combining microneedling with platelet rich plasma for single hand use	Bhavni Oberoi	Dermatology	JAMD	DOAJ
5	Randomized controlled study to compare the efficacy and safety	Bhavni Oberoi	Dermatology	Pigment International	DOAJ
6	A mountaineer's perspective	Bhavni Oberoi	Dermatology	MJAFI	PUBMED Central Embase Scopus
7	To Compare the efficacy and safety of two draftung	Bhavni Oberoi	Dermatology	IJDVL	Medicine Scopus Science Citation

8. Academic activities (outcome based):

Sr. No.	Activity	Frequency
1.	Seminar	Once in a week
2.	Journal Club	Once in a week
3.	Tutorials	Twice in a week
4.	Case Presentation	Twice in a week
5.	Any Other	Once in a week

9. Specialty clinics run by the department of DVL with number of patients in each: -

Name of the Clinic	Weekday/s	Timings	Number of cases (Avg)	Name of Clinic In-charge
Vitiligo Clinic	Tuesday	0800-1430hrs	40	Surg Lt Cdr Bhavni Oberoi
Psoriasis Clinic	Monday	0800-1430hrs	65	Surg Cdr Reetu Agarwal
Autoimmune disease clinic	Wednesday	0800-1430hrs	22	Surg Cdr Reetu Agarwal
Vesiculobullous diseases	Wednesday	0800-1430hrs	16	Surg Cdr GR Rajput
Hansen's clinic	Friday	0800-1430hrs	20	Surg Cdr Reetu Agarwal
STD Clinic	Friday	0800-1430hrs	25	Surg Cdr GR Rajput

(R. Shankaran)
Surgeon
Dean and Commodore Academics

Signature of Dean

Pigmentary Clinic	Saturday	0800-1430hrs	72	Surg Cdr Reetu Agarwal
Any other	-	0800-1430hrs		

10. Services provided by the department of DVL:

Service	Availability	Service	Availability
Skin Biopsies	Yes	KELOID treatment	Yes
Electro Surgical Procedures	Yes	Nail Surgeries	Yes
ACNE surgery	Yes	NUVB/PUVA therapy	Yes
Cryo Surgical Procedures	Yes	Laser Procedures - Hair reduction	Yes
Chemical Peels	Yes	- Scar revision	Yes
Skin grafting procedures	Yes	- Pigment removal	Yes
Intralesional injections	Yes	Other cosmetic surgical procedures	Yes

11. Equipment: List of important equipment* available and their functional status. (Please fill out the details of the list here below. NO annexure to be attached)

Equipment	Numbers / functional status / comments
1) Biopsy punches	Consumables (1.5mm, 2mm, 3mm, 4 mm and 5 mm available)
2) Hyfreator/electro-surgical instrument	RF-02, EF- 02 (All functional)
3) Patch testing kits	01
4) Liquid nitrogen cyro	02
5) Chemical Peels	Consumables (25% TCA, 80% LA, GCA 50% peels, 30% SA) (Available)
6) PUVA Chamber (total body)	01 (Functional)
7) NBUV Chamber	01 (Functional)
8) Laser for hair reduction	Nil
9) Laser for scar revision	Nil
10) Laser for pigment removal	01- Q switched Nd Yag LASER available
11) Pulse Oxymeters	01
12) Syringe pump	Available in hospital
13) ECG	Available in hospital
14) Crash cart	01
15) Other routine equipment	Centrifuge (01 — Functional), Audio Visual training Aid
16) Any other special equipment	Electric dermatome (01), Epidermal harvester (01) — Both functional, Cellutome for vitiligo surgery, Hairtransplant kit, Nail surgery Kit, NBUVB hand foot chamber, iontophoresis

(R. Shankaran) Signature of Dean
Surgeon Commodore




(R Shankaran)
Surgeon Commodore
Dean and Commodore Academics

Department Specific Information in the Hospital

Please fill in the information for the broad specialities, where PG seats are available. (For rest of the departments – Please mark as “Not Applicable”)

Department of General Surgery

1. Intake Capacity:

Course	Subject	No. of Recognized Seats	No. of Permitted Seats	Total Intake Capacity
MS	General Surgery	06	00	06

2. Total Teachers & Residents available in the Department:

Sr. No.	Name of the Teacher	Designation	MUHS Approved Designation	PG Teacher Recognition Status (Permanent/Temporary)	If temporary, Approval/Recognition granted till
1	R Shankaran	Professor	Professor	Permanent	-
2					-
3	Amit Pushkarna	Asst Prof	Asst Prof	Permanent	-
4	Munish Malhotra	Assoc Prof	Assoc Prof	Permanent	-
5	Rupesh Kumar Singh	Assoc Prof	Assoc Prof	Permanent	-
6	Vikas Dhawan	Asst Prof	Asst Prof	Permanent	-
7	Tarun Pareek	Asst Prof	Asst Prof	Permanent	-
8	Aabhas Mishra	Asst Prof	Asst Prof	Permanent	-
9	RK Jha	Assoc Prof	Assoc Prof	Permanent	-
10	Sidharth Tyagi	Asst Prof	Asst Prof	Permanent	-
11	Sunil Anand	Asst Prof	Asst Prof	Permanent	-
12	Vikrant	Asst Prof	Asst Prof	Permanent	-
13	HC Pandey	SR	SR	Permanent	-
14	Nagamahendran	Asst Prof	Asst Prof	Permanent	-
15	Naveen	SR	SR	Permanent	-
16	P V Jayaram	Resident		Permanent	-
17	Akhil Das	Resident		Permanent	-
18	Sagar Saxena	Resident		Permanent	-
19	Y Pallavi	Resident		Permanent	-
20	Abdul kadir Boringwala	Resident		Permanent	-
21	Kanishk Malik	Resident		Permanent	-
22	GAR Reddy	Resident		Permanent	-
23	S Uday Kumar	Resident		Permanent	-


 Signature of Dean
 (R Shankaran)
 Surgeon Commodore

24	Sanjeev Kumar	Resident		Permanent	
25	Biman Lahiri	Resident		Permanent	
26	A P Gupta	Resident		Permanent	
27	A K Mishra	Resident		Permanent	
28	Surya M	Resident		Permanent	
29	Ajun VP	Resident		Permanent	
30	S Ramya Devi	Resident		Permanent	
31	Ansh Kumar Singh	Resident		Permanent	
32	AR Mauli	Resident		Permanent	
33	Jagmohan Rao B	Resident		Permanent	

3. Summary of Teaching staff in the Department:

Sr. No.	Designation	Required (As per the PG Medical Regulations 2000)	Available	Deficiency
1	Professor	1	1	Nil
2	Associate Professor	3	3	nil
3	Assistant Professor	2	9	Nil
4	Senior Resident	2	2	Nil
5	Junior Resident	18	18	Nil

4. Summary of Recognized PG Teacher in the department:

Sr. No.	Designation	No. of Recognized PG Teacher
1	Professor	1
2	Associate Professor	3
3	Assistant Professor	9

5. Number of Units with beds in each unit :

Unit Number	Beds Available
I	100
II	100
Total	200


 (R Shankaran)
 Surgeon
 Dean and Commodore Academics

6. Clinical workload of the Department:

Particulars	Average Daily for last month
OPD attendance	210
Total number of new admissions	16
Bed Occupancy	120
Major Surgeries	8
Minor Surgeries	6



(R. Shankaran)
Signature of Dean
Surgeon Commodore
Dean and Commodore Academics

7. Publications in Index Journals in last year:

(Please do not repeat publication details for same publication with multiple authors from same institute)

Sr. No.	Title	Authors from the institute	Department s of authors	Journal details	Journal indexed with which indexing agency
1	Cancer trends and burden among Armed Forces personnel, veterans and their families: Cancer registry data analysis from tertiary care hospital	R. Shankaran	Surgery	Medical Journal Armed Forces India, 2021.	PUBMED
2	Role of Cardio-biomarkers (NT-Pro BNP and Troponin I) in cardiac risk stratification of patients undergoing major vascular surgeries.	Rakesh Kumar Jha	Surgery	Indian J VascEndovasc Surg 2021;8, Suppl S2:114-9	PUBMED
3	Open Brachial Access for Endovascular Treatment: Our Five Years Institutional Experience.	Rakesh Kumar Jha	Surgery	International Journal of Health and Clinical Research, 2021; 4(11):28-32.	PUBMED
4	Upper Limb Ischaemia — a Critical Analysis of 150 Patients Managed at a Tertiary Care Hospital.	Rakesh Kumar Jha	Surgery	Indian J Surg (2021).	PUBMED
5	Neurosurgical outcomes, protocols, and resource management during lockdown: early institutional experience from one of the world's largest COVID 19 hotspots.	MD Sudhan, Rupesh Kumar Singh, R. Shankaran	Surgery	World Neurosurgery. 2021 Nov 1;155:e34-40.	PUBMED
6	Comparison of Caprini's and Padua's Risk Assessment Scores in the Prediction of Deep Vein Thrombosis in Surgical Patients at a Tertiary Care Hospital.	Rakesh Kumar Jha	Surgery	Indian J Surg (2022).	PUBMED

Signature of Dean

(R. Shankaran)
Surgeon Commandore

Academics

8. Academic activities (outcome based):

Sr. No.	Activity	Frequency
1	Seminar	1 Per week
2	Journal Club	1 Per week
3	Tutorials	1 Per week
4	Case Presentation	1 Or 2 Per week
5	Any Other	-

9. Operation theatres:


No. of OTs	Central Oxy / Nitrous Oxide Y/N	Anesthesia Machine Y/N	Multipara Monitor with Capnograph Y/N	Defibrillators Y/N	Infusion Pumps Y/N
9	Y	Y	Y	Y	Y

10. Specialty clinics run by the department of Surgery with number of patients in each:

Name of the Clinic	Weekday/s	Timings	Number of cases (Avg)	Name of Clinic In-charge
CTVS	Tuesday, Friday	0800 to 1430h	15	Col Amit Pushkarna
Urology	Tuesday, Friday	0800 to 1430h	60	Col Vikas Dhawan
Plastic Surgery	Wednesday, Saturday	-	-	-
GI Surgical	Monday, Wednesday & Saturday	0800 to 1430h	20	Surg Cdr Aabhas Mishra
Neurosurgery	Monday, Thursday & Saturday	0800 to 1430h	56	Surg Cdr RK Singh
Paediatric Surgery	Wednesday & Saturday	0800 to 1430h	60	Surg Cdr Sdharth Tyagi
Surgical Oncology	Wednesday, Saturday	0800 to 1430h	32	Surg Capt Munish Malhotra
Any other clinic	Thursday & Friday	0800 to 1430h	5	Surg Cdr R K Jha


11. Services provided by the department of Surgery:

Service / facility	Yes / No – Remarks if any
Upper GI Endoscopy	In conjunction with GE physician
Colonoscopy	In conjunction with GE physician
Any other	Proctoscopy, Gastric Banding, Injection sclerotherapy, Punch Biopsy, Trucut Biopsy


 (R. Shankar)
 Signature of Dean
 Surgeon Commodore
 Dean and Commodore Academics

12. **Equipment: List of important equipment* available and their functional status.(Please fill out the details of the list here below. NO annexure to be attached)**

Equipment	Numbers / functional status / comments
Upper GI Endoscope	01/ Functional
Lower GI Endoscope	01/ Functional
Laparoscopy equipment	01/ Functional
Any other equipment	
Appasamy Operating Zoom Microscope	01/ Functional
Vaccume Assisted Closure System	01/ Functional
Electro Dermatome	01/ Functional
Diathermy Bipolar	01/ Functional
Surgical Operating Microscope	01/ Functional
Infusion Pump	01/ Functional
EMCO Doppler	01/ Functional
Plastic Drill & Saw with standard Accessories	01/ Functional
Examination Flexible Light	01/ Functional
Automatic Tourniquet	01/ Functional
Power Assisted Liposuction Machine	01/ Functional
Lamp Electric Field 12V with Step Down Transformer	01/ Functional
Mechanical Pneumatic Compressor Device	01/ Functional
Plaster Cutting Electric	01/ Functional
Fiber Optic Light Source	01/ Functional
Automatic Electronic Tourniquet System	01/ Functional
ECG/NIBP/SP02/Temp Monitor with Accessories	01/ Functional
Electric Dermatome with accessories	01/ Functional
Automatic Electronic Tourniquet System	01/ Functional
Bipolar resctoscope& generator set	01/ Functional
Dornier Lithotripter compta delta	01/ Functional
Swiss Lithoclast master	01/ Functional
Mobile C-arm Image intensifire HF 59	01/ Functional
Holmium Yag laser with morcellator 100 watt	01/ Functional
Allenger 49 R C Arm imagt intensifier	01/ Functional
Laposcopic Urology set with Videoendoscopy	01/ Functional
HD Camera with HD Monitor (Olympus)	01/ Functional
Laposcopic surgical set	01/ Functional
DORnier Lithotripsy ULTRASOUND MACHINE	01/ Functional


 Signature of Dean
 (R Shankaran)
 Surgeon Commodore

Miniature Nephroscope	01/ Functional
FlexibileUeretroscope for RIRS	01/ Functional
Laprosopic surgicals set	01/ Functional
Head Light	01/ Functional
Thunder Beat	01/ Functional
Argon Beam Coagulator	01/ Functional
Laprosopic surgical set	01/ Functional
Advanced 3 chip Laprosopic set with dat archiving system	01/ Functional
Neuro Surgery Oerating Microscope with fluorescein angiography	01/ Functional
Neuro Endoscopes cranial and Trans Sphenoidal instrumentation	01/ Functional
Neuro Surgical craniotome drill system	01/ Functional
Ultrasonic Aspirator	01/ Functional



(P. Shankar)
 Signature of Dean
 Surgeon Commodore
 Dean and Commodore Academics

Department Specific Information in the Hospital

Please fill in the information for the broad specialities, where PG seats are available. (For rest of the departments – Please mark as “Not Applicable”)

Department of Orthopedics

1. Intake Capacity: NOT APPLICABLE

Course	Subject	No. of Recognized Seats	No. of Permitted Seats	Total Intake Capacity

2. Total Teachers & Residents available in the Department:

Sr. No.	Name of the Teacher	Designation	MUHS Approved Designation	PG Teacher Recognition Status (Permanent/Temporary)	If temporary, Approval/Recognition granted till

3. Summary of Teaching staff in the Department:

Sr. No.	Designation	Required (As per the PG Medical Regulations 2000)	Available	Deficiency
1	Professor			
2	Associate Professor			
3	Assistant Professor			
4	Senior Resident			
5	Junior Resident			

4. Summary of Recognized PG Teacher in the department:

Sr. No.	Designation	No. of Recognized PG Teacher
1	Professor	
2	Associate Professor	
3	Assistant Professor	


(R. Shrinivas) Signature of Dean
Surgeon Commodore
Deputy Surgeon

5. Number of Units with beds in each unit :

Unit Number	Beds Available
I	
II	
III	
IV	
Total	

6. Clinical workload of the Department:

Particulars	Average Daily for last month
OPD attendance	
Total number of new admissions	
Bed Occupancy	
Major Surgeries	
Minor Surgeries	


(R Shankaran)
Surgeon Commodore
Dean and Commodore Academics

7. Publications in Index Journals in last year:

(Please do not repeat publication details for same publication with multiple authors from same institute)

Sr. No.	Title	Authors from the institute	Departments of authors	Journal details	Journal indexed with which indexing agency
1					
2					
3					

8. Academic activities (outcome based):

Sr. No.	Activity	Frequency
1	Seminar	
2	Journal Club	
3	Tutorials	
4	Case Presentation	
5	Any Other	

9. Operation theatres:

No of OTs	Central Oxy / Nitrous Oxide Y/N	Anesthesia Machine Y/N	Multipara Monitor with Capnograph Y/N	Defibrillators Y/N	Infusion Pumps Y/N

10. Specialty clinics run by the department of Orthopedics with number of patients in each:

Name of the Clinic	Weekdays	Timings	Number of cases (Avg)	Name of Clinic In-charge
Fracture clinic				
CTEV clinic				
Spine Clinic				
Hand Clinic				
Arthroplasty Clinic				
Arthroscopy Clinic				
Any other clinic				

11. Services provided by the department of Orthopedics:

Service / facility	Yes / No – Remarks if any
a) Joint replacement (Hip, Knee)	
b) Trauma services	
c) Arthroplasty	
d) Arthroscopy	
e) Spine surgery	
f) Physiotherapy Section.	
g) Investigations - NCV, EMG etc.	
h) Plaster room/Plaster cutting room	
i) Any other	


 (R. Shankaran)
 Signature of Dean
 Surgeon Commodore
 Dean and Commodore Academics

12. Equipment: List of important equipment* available and their functional status. (Please fill out the details of the list here below. NO annexure to be attached)

Equipm ent	Numbers / functional status / comments
1) Arthroscope	
2) Image Intensifier	
3) Hip Arthroplasty set	
4) Knee Arthroplasty set	
5) Fracture Fixation set	
6) Spine surgery set	
7) DHS set	
8) Inter locking nail set	
9) Any other equipment	



(R Shankaran)
Signature of Dean

Dean of Dean

Surgeon Commis...

Department Specific Information in the Hospital

Please fill in the information for the broad Specialities, where PG seats are available. (For rest of the departments – Please mark as “Not Applicable”)

Department of Oto-Rhino-Laryngology

1. Intake Capacity:

Course	Subject	No. of Recognized Seats	No. of Permitted Seats	Total Intake Capacity
MS	ENT	02	-	02

2. Total Teachers & Residents available in the Department:

Sr. No.	Name of the Teacher	Designation	MUHS Approved Designation	PG Teacher Recognition Status (Permanent/Temporary)	If temporary, Approval /Recognition granted till
1	DK Gupta	Professor	Awaited	Permanent	NA
2	Rahul Naga	Professor	Professor	Permanent	NA
3	Sunil Mathews	Associate Professor	Associate Professor	Permanent	NA
4	Bhaumik Patel	Sr Resident	Sr Resident	Permanent	-
5	Maj TGS Varun	Resident	-	-	-
6	Maj LVM Reddy	Resident	-	-	-
7	Maj Parasuraman	Resident	-	-	-
8	Dr. Namrata Rai	Resident	-	-	-
9	Parvathy R	Resident	-	-	-
10	BV Reddy	Resident	-	-	-

3. Summary of Teaching staff in the Department:-

Sr. No.	Designation	Required (As per the PG Medical Regulations 2000)	Available	Deficiency
1	Professor	01	01	NIL
2	Associate Professor	01	01	NIL
3	Assistant Professor	01	01	01
4	Senior Resident	01	01	01
5	Junior Resident	06	06	NIL

4. Summary of Recognized PG Teacher in the department:

Sr. No.	Designation	No. of Recognized PG Teacher
1	Professor	01
2	Associate Professor	01
3	Assistant Professor	01


(R. Shankar)
Signature of Dean
Surgeon Commodore
Dean and Commodore Academics

5. Number of Units with beds in each unit :

Unit Number	Beds Available
I	30
Total	30

6. Clinical workload of the Department:

Particulars	Average Daily for last month
OPD attendance	92
Total number of new admissions	05
Bed Occupancy	45%
Major Surgeries	06
Minor Surgeries	02

7. Publications in Index Journals in last year:

(Please do not repeat publication details for same publication with multiple authors from same institute)

Sr. No.	Title	Authors from the institute	Departments of authors	Journal details	Journal indexed with which indexing agency
1	Role of mastoidectomy with type I tympanoplasty in pediatric patients with poor contralateral ear status		Surg Cdr Rahul Naga	Indian J Otolaryngol Head Neck Surg, 2021	https://doi.org/10.1007/s12070-021-02457-4 .
2	Middle ear surgery and taste dysfunction: prevalence and determinants.		Surg Cdr Rahul Naga	All Indian acadoto rhinology Head Neck surg 2021,	
3	Tubercular sinonasal mass: a rare cause of recurrent epistaxis.		Surg Cdr Rahul Naga	Indian pediatric case rep 2021	
	A case of Langerhan's Cell Histiocytosis		WgCdr Sunil Mathews	Indian J Otolaryngol Head	

Signature of Dean
(R Shankaran)
Surgeon Commodore

	of Temporal Bone,			Neck Surg.2021	
	Covid associated orbital apex syndrome: Madras ENT Research foundation experience.		WgCdr Sunil Mathews	Indian Journal Otorhinolaryngol of Head Neck Surg 2021.	
	Endoscopy of the Cerebello-Pontine Angle: An overview,2021		WgCdr Sunil Mathews	Journal of Hearing Science 2021	

8. Academic activities (outcome based):

Sr. No.	Activity	Frequency
1	Seminar	Weekly
2	Journal Club	Monthly
3	Tutorials	Daily
4	Case Presentation	Weekly
5	Any Other	Clinical meeting - Weekly

9. Operation theatres:

No of OTs	Central Oxy /Nitrous Oxide Y/N	Anesthesia Machine Y/N	Multipara Monitor with Capnograph Y/N	Defibrillators Y/N	Infusion Pumps Y/N
10	Y	Y	Y	Y	Y

10. Specialty clinics run by the department of ENT with number of patients in each:

Name of the Clinic	Weekday/s	Timings	Number of cases (Avg)	Name of Clinic In-charge
1) Otology related	Tuesday, Thursday & Saturday	0800h-1430h	30	Wg Cdr Sunil Mathews
2) Rhinology related	Tuesday, Thursday & Saturday	0800h-1430h	30	Surg Cdr Rahul Naga
3) Cancer related	-	-	-	-
4) Any others	Vertigo clinic Tuesday	0800h-1430h	30	Wg Cdr Sunil Mathews

Signature of Dean
(R Shankar)

Surgeon Commodore

11. Services provided by the department of ENT:

Service	Availability
1) Speech therapy	Yes
2) Audiology services	Yes
3) Hearing aid trials	Yes
4) Neonatal screening programs	Yes
5) Speech and voice analysis/services	Yes
6) Diagnostic Endoscopies – Nasal, larynx, Oesophagus.	Yes
7) Investigations – Nerveconduction, EMG, BERA etc.	Yes
8) Any other special diagnostic facility provided by the department.	Yes

12. Equipment: List of important equipment* available and their functional status. (Please fill out the details of the list here below. NO annexure to be attached)

Equipm ent	Numbers / functional status / comments
1) Operating Microscope with teaching aid	Total-5, ops-04, non ops-01
2) High speed drill in operation theatre	Total-3, ops-3
3) Flexible fibreopticbronchoscope/ nasopharyngolaryngoscope	Total-02, ops-02
4) Rigid Pediatric Bronchoscopy set	02, ops-02
5) Rigid Esophagoscopy set	NA
6) Microlaryngoscopy set	Total-01, ops-01
7) Sinus endoscopy set	Total-02, ops-02
8) Microdebrider for sinus surgeries	Total-01, ops-01
9) Digital mono & bipolar cautery	Total-01, ops-01
10) Nerve stimulator/ monitor	NA
11) HD digital camera with recording system	Total-01, ops-01
12) OAE	Total-01, ops-01
13) BERA	Total-01, ops-01
14) Impedance Audiometer	Total-02, ops-01. Non ops-01
15) Pure tone audiometer	Total-02, ops-01. Non ops-01
16) Sleep Lab (in the Institute)	NA
17) Simulators for ear, nose surgeries	NA
18) CO ₂ Laser	Total-01, ops-01
19) Diode Laser	NA
20) Harmonic scalpel	NA
21) Stroboscope/ High Speed camera	NA
22) Any other equipment	VNG - 01

Signature of Dean

Surgeon Commodore
 Faculty of Postgraduate Academics

Department Specific Information in the Hospital

Please fill in the information for the broad specialities, where PG seats are available. (For rest of the departments – Please mark as “Not Applicable”)

Department of Ophthalmology

1. Intake Capacity:

Course	Subject	No. of Recognized Seats	No. of Permitted Seats	Total Intake Capacity
MS	Ophthalmology	03	-	3

2. Total Teachers & Residents available in the Department:

Sr. No.	Name of the Teacher	Designation	MUHS Approved Designation	PG Teacher Recognition Status (Permanent/Temporary)	If temporary, Approval /Recognition granted till
1	Dr. Raji K	Professor	Professor	Permanent	-
2	Dr. Amit Sethi	Professor	Professor	Permanent	-
3	Dr. Lanka Sriharsha	Assistant Professor	Assistant Professor	Permanent	-
4	Dr. Ankuj Tinna	Sr. Resident	Sr. Resident	Permanent	-
5	Dr. Archana Singh	Assistant Professor	Assistant Professor	Permanent	-
6	Dr. Umakant Singh	Resident	Resident	-	-
7	Dr. M Jibran Khan	Resident	Resident	-	-
8	Dr. Shilaja Pandey	Resident	Resident	-	-
9	Dr. Shiny JK	Resident	Resident	-	-
10	Dr. Akshada Kelkar	Resident	Resident	-	-
11	Dr. Kapil Joshi	Resident	Resident	-	-
12	Dr. Swathi KP	Resident	Resident	-	-
13	Dr. B Pamulla	Resident	Resident	-	-

3. Summary of Teaching staff in the Department:

Sr. No.	Designation	Required (As per the PG Medical Regulations 2000)	Available	Deficiency
1	Professor	1	1	Nil
2	Associate Professor	1	1	Nil
3	Assistant Professor	1	1	Nil
4	Senior Resident	1	1	Nil
5	Junior Resident	9	8	01

4. Summary of Recognized PG Teacher in the department:


Signature of Dean
Surgeon Commodore
Dean and Commodore Academics

Sr. No.	Designation	No. of Recognized PG Teacher
1	Professor	1
2	Associate Professor	1
3	Assistant Professor	1

5. Number of Units with beds in each unit :

Unit Number	Beds Available
I	40
Total	40

6. Clinical workload of the Department:

Particulars	Average Daily for last month
OPD attendance	150
Total number of new admissions	06
Bed Occupancy	40.25%
Major Surgeries	16
Minor Surgeries	5

7. Publications in Index Journals in last year:

(Please do not repeat publication details for same publication with multiple authors from same institute)

Sr. No.	Title	Authors from the institute	Departments of authors	Journal details	Journal indexed with which indexing agency
1	Correlation of Corneal Hysteresis and central corneal thickness with intraocular Applanation Tonometer	Col(Dr) Shrikant Waikar Surg Capt (Dr) Amit Sethi	Ophthal	Journal Of Marine Medical Society 2021	DOAJ

8. Academic activities (outcome based):

Sr. No.	Activity	Frequency
1	Seminar	Twice weekly
2	Journal Club	Twice monthly
3	Tutorials	Weekly
4	Case Presentation	Weekly
5	Any Other	Faculty lecture- twice a month Group Discussion Once a week

9. Operation theatres:

No of OTs	Central Oxy /Nitrous Oxide Y/N	Anesthesia Machine Y/N	Multipara Monitor with Capnograph Y/N	Defibrillators Y/N	Infusion Pumps Y/N
1	Y	Y	Y	Y	Y

Signature of Dean
(R Shankaran)
Surgeon Commodore

Department Specific Information in the Hospital

Please fill in the information for the broad specialities, where PG seats are available. (For rest of the departments – Please mark as “Not Applicable”)

Department of Obstetrics & Gynaecology

1. Intake Capacity:

Course	Subject	No. of Recognized Seats	No. of Permitted Seats	Total Intake Capacity
MS	Obstetrics & Gynaecology	03	-	03

2. Total Teachers & Residents available in the Department:

Sr. No.	Name of the Teacher	Designation	MUHS Approved Designation	PG Teacher Recognition Status (Permanent/Temporary)	If temporary, Approval/Recognition granted till
01	Surg Cmde Sushil Chawla	Professor & HOD	Professor	Permanent	-
02	Lt Col Rajesh Sharma	Associate Professor	Associate Professor	Permanent	-
03	Surg Cdr Aparna Krishnamurthy	Associate Professor	Associate Professor	Permanent	-
04	Surg Cdr Tina Singh	Associate Professor	Associate Professor	Permanent	-
05	Surg Cdr Pallavi Verma	Asst Prof	Asst Prof	Permanent	-
06	Surg Cdr Shazia Khan	Associate Professor	Associate Professor	Permanent	-
07	Surg Cdr Rahul R Mahajan	Asst Prof	Asst Prof	Permanent	-
08	Lt Col Sandeep SP	Asst Prof	Asst Prof	Permanent	-
09	Surg Cdr Powel M Thoolkar	Sr. Resident	Sr. Resident	Permanent	-
10	Maj Swathi Gandla	Resident	Resident	-	-
11	Surg Lt Cdr Sunil Kumar	Resident	Resident	-	-
12	Surg Lt Cdr Sonam Kumari	Resident	Resident	-	-
13	Surg Cdr Pooja	Resident	Resident	-	-
14	Surg Lt Cdr Namrata	Resident	Resident	-	-
15	Maj RS Jayalaxmi	Resident	Resident	-	-
16	Maj Srinivasa K Mahanta	Resident	Resident	-	-
17	Sqn Ldr Sandhyarani D	Resident	Resident	-	-
18	Maj Saranya Krishan	Resident	Resident	-	-


Signature of Dean
Surgeon Commodore
Dean and Commodore Academics

10. Specialty clinics run by the department of Ophthalmology with number of patients in each:


Name of the Clinic	Weekday/s	Timings	Number of cases (Avg)	Name of Clinic In-charge
1) Glucoma Clinic	Wednesday	0745-1430hrs	50	Dr. Lanka Sriharsha
2) Retina Clinic	Wednesday	0745-1430hr	20	Dr. Lanka Sriharsha
3) Refraction Clinic	Everyday	0745-1430 hrs	100	Deepak T Chetry, POM
4) Eye Bank	Wednesday	0745-1430 hrs	10	Dr. Raji K
5) Squint Clinic	Saturday	0745-1430hrs	10	Dr. Archana Singh
6) Any other	Saturday	0745-1430hrs	10	Dr. Amit Sethi

11. Services provided by the department of Ophthalmology:

The department of Ophthalmology provides comprehensive preventive and tertiary Eye care. Services provided in this centre are a) Optometry Services b) Cataract Surgeries, c) Glaucoma evaluation, treatment & Surgery d) Retina evaluation, treatment & Surgery, e) Oculoplasty, f) Corneal transplant, g) Eye Bank

12. Equipment: List of important equipment* available and their functional status. (Please fill out the details of the list here below. NO annexure to be attached)

Equipment	Numbers / functional status / comments
1. Slit Lamp Biomicroscope with Teaching Aid	8/ Functional
2. Autorefractometer (Preferably with Keratometer)	3/ Functional
3. Goldmann's Applanation Tonometer	5/ Functional
4. Schiotz Tonometer	1/ Functional
5. Trial Frame and Refraction Sets	6/ Functional
6. Nd:Yag Laser Machine with Abraham Lenses	2/ Functional
7. Streak Retinoscope	4/ Functional
8. Non-Contact Tonometer (NCT)	5/ Functional
9. 90D, 78D (Along With Slit Lamp)	7/ Functional
10. Lensometer	1/ Functional
11. Operating Microscope (for Minor OT in OPD)	1/ Functional
12. Perkin's Tonometer	Nil (Tonopen available -02)
13. Any other equipment	-


 (P. Shankaran)
 Signature of Dean
 Surgeon Commodore
 Dean and Commodore Academics

3. Summary of Teaching staff in the Department:

Sr. No.	Designation	Required (As per the PG Medical Regulations 2000)	Available	Deficiency
1	Professor	01	02	-
2	Associate Professor	02	04	-
3	Assistant Professor	02	02	-
4	Senior Resident	02	02	-
5	Junior Resident	09	09	-

4. Summary of Recognized PG Teacher in the department:

Sr. No.	Designation	No. of Recognized PG Teacher
1	Professor	02
2	Associate Professor	04
3	Assistant Professor	02

5. Number of Units with beds in each unit :

Unit Number	Beds Available
I	62
Total	62

6. Clinical workload of the Department:

Particulars	Average Daily for last month
OPD attendance	185.6
Total number of new admissions	5.25
Bed Occupancy	55 %
Major Surgeries	1.8
Minor Surgeries	18.5
Normal deliveries	1.20
Caesarian deliveries	0.760

7. Publications in Index Journals in last year:

(Please do not repeat publication details for same publication with multiple authors from same institute)

Sr. No.	Title	Authors from the institute	Department s of authors	Journal details	Journal indexed with which indexing agency
1	Vaginal natural orifice trans vaginal endoscopic surgery (v NOTES) Surgical staging for endometrial carcinoma : the feasibility of an innovative approach.	Surg Cdr Shazia Khan	Obstetrics &Gynecology	Taiwan J ObstetGyne col. 2022 Mar: 61(2) : 345-352	Yes
2	Isolated fallopian tube torsion with gangrenous	Surg Cdr Shazia Khan	Obstetrics &Gynaecolo	Gynecol Minim	Yes

(R) Signature of Dean
Surgeon Commodore
Commodore Academics

	necrosis.		gy	Invasive Ther 2022, 11:70	
3	Role of routine urine culture in predicting asymptomatic bacteriuria in pregnancy and the prevalence of asymptomatic bacteriuria in pregnant women.	Surg Cdr Aparna Krishanmurthy Surg Cdr Tina Singh Surg Cdr Shazia Khan	Obstetrics &Gynaecology	Indian Journal of obstetrics and Gynecological research. Nov2021; 8(4):513-517	Yes
4	Treating Deep endometriosis in infertile patients before assisted reproductive technology	Surg Cdr Shazia Khan	Obstetrics &Gynaecology	Gynecol Minim Invasive Ther, 2021 Nov 5;10(4):197-202	Yes
5	Osseous metaplasia of endometrium – the bony womb and its hysteroscopic management.	SurgRAdmAnupamKapur Surg Cdr Shazia Khan	Obstetrics &Gynaecology	Journal of Gynecologic Surgery. Feb 2021.40-43	Yes
6	Techniques for completing Colpotomywithout Uterine Manipulator in total Laparoscopic Hysterectomy.	Surg Cdr ShaziaKhan	Obstetrics &Gynaecology	J South Asian Feder OBs Gynae 2021; 13(1);74-76	Yes
7	Removing a Deeply Located, Cul De Sac, LargeRetroperitoneal Leiomyoma using Doyen's Screw.	Surg Cdr Shazia Khan	Obstetrics &Gynaecology	Journal of Gynecologic Surgery 2021;37:1, 56-59	Yes
8	Prospective study of Primary Cesarean section in Multigravida.	Surg Cdr Tina singh	Obstetrics &Gynaecology	The New indian Journal Of OBGYN	Yes
9	Can three-dimensional transvaginalsonography replace office hysteroscopy in detecting uterine abnormalities in	Lt Col Rajesh Sharma	Obstetrics &Gynaecology	J Hum Reprodsci 2021: 14:392-9	Yes

Signature of Dean
(R Shankaran)
Surgeon Commodore
Dean and Commodore Academics

	infertility patients.				
10	Transvaginal ultrasound-guided methotrexate instillation for failed medical management of ectopic pregnancies in subfertile women.	Lt Col Rajesh Sharma	Obstetrics & Gynaecology	J hum reprodsci 2022:15:90-5	Yes
11	Noninvasive assessment of human oocytes and embryos in assisted reproduction	Lt Col Rajesh Sharma	Obstetrics & Gynaecology	https://doi.org/10.1016/j.miafi.2021-04-002	Yes

8. Academic activities (outcome based):

Sr. No.	Activity	Frequency
1	Seminar	36
2	Journal Club	8
3	Tutorials	25
4	Case Presentation	30
5	Group Discussion	16
6	Guest Lecture	05
7	Theory Classes	52

9. Operation theatres:

No of OTs	Central Oxy / Nitrous Oxide Y/N	Anesthesia Machine Y/N	Multipara Monitor with Capnograph Y/N	Defibrillators Y/N	Infusion Pumps Y/N
01	Y/Y/Y	Y	Y	Y	Y

10. Specialty clinics run by the department of Obstetrics & Gynecology with number of patients in each:

Name of the Clinic	Weekday /s	Timings	Number of cases (Avg)	Name of Clinic In-charge
1) Ante-Natal Clinic	Mon/Wed/Fri/Sat	0800-1430Hrs	75	Surg Cdr Aparna K M
2) High-risk pregnancy clinic	Mon/Wed/Fri/Sat	0800-1430Hrs	25	Surg Cmde Sushil Chawla
3) Post Natal Clinic	Mon/Wed/Fri/Sat	0800-1430Hrs	20	Surg Cdr Aparna K M
4) Cancer Clinic	Mon/Wed/Fri/Sat	0800-1430Hrs	08	Surg Cdr Pallavi Verma
5) Infertility Clinic	Mon/Wed/Fri/Sat	0800-1430Hrs	25	Lt Col Rajesh Sharma
6) Gynae Endocrine Clinic	Mon/Wed/Fri/Sat	0800-1430Hrs	15	Surg Cdr Shazia Khan
7) Family Planning Clinic	Mon/Wed/Fri/Sat	0800-1430Hrs	10	Surg Cdr Tina Singh
8) Menopausal Clinic	Mon/Wed/Fri/Sat	0800-1430Hrs	10	Surg Cdr Rahul R Mahajan
9) Laparoscopy Clinic	Mon/Wed/Fri	0800-	18	Surg Cdr Shazia

Signature of Dean
(R Shankaran)
Surgeon Commodore

	i/Sat	1430Hrs		Khan
--	-------	---------	--	------

11. Services provided by the department of Obstetrics & Gynecology:

Service / facility	Yes / No – Remarks if any
1) Ultrasonography	Yes
2) Pre-Natal Diagnosis	Yes
3) High risk pregnancy management	Yes
4) Endoscopy	Yes
5) Colposcopy/Cancer Screening Program	Yes
6) Cryocautery/LEEP	Yes
7) Oncology	Yes
8) Intra-uterine Insemination	Yes
9) Artificial Reproductive Technology	Yes
10) Others	Yes

12) Equipment: List of important equipment* available and their functional status. (Please fill out the details of the list here below. NO annexure to be attached)

Equipment	Numbers / functional status / comments
1) Multiparameter Monitors	12 / Functional
2) Pulse Oxymeters	02/Finger probe/ 10 with Monitor/functional
3) Infusion pump	05/Functional
4) CTG Machines	05/Functional
5) USG – Portable / Non-portable	05 -03 Functional/ 02 Under repair
6) Colposcope	01- Functional
7) Laparoscope	02- Functional
8) Hysteroscope	02- Functional
9) Cryo/LEEP Cautery	01- Functional
10) Ultracision Harmonic Scalpel	01/Functional
11) Vessel Sealing System	02/ Functional


 (R. Shankaran)
 Signature of Dean
 Surgeon Commodore
 Dean and Commodore Academics

Department Specific Information in the Hospital

Please fill in the information for the broad specialities, where PG seats are available. (For rest of the departments – Please mark as “Not Applicable”)

Department of Radio Diagnosis

1. Intake Capacity:

Course	Subject	No. of Recognized Seats	No. of Permitted Seats	Total Intake Capacity
MD (Radio-Diagnosis)	Radiodiagnosis	02	--	02

2. Total Teachers & Residents available in the Department:

Sr. No.	Name of the Teacher	Designation	MUHS Approved Designation	PG Teacher Recognition Status (Permanent /Temporary)	If temporary, Approval/ Recognition granted till
1.	Surg Cdr Brijesh K Soni	Professor	Yes	Permanent	
2.	Surg Cdr Trilok C Bhatt	Asst. Professor	No	Permanent	
3.	Surg Cdr Somnath Pan	Asst. Professor	No	Permanent	
4.	Surg Cdr Dev Prakash Sharma	Assoc Professor	No	Permanent	
5.	Surg Cdr Eesha Rajput	Assoc Professor	No	Permanent	
6.	Surg Cdr Niharika Gupta	Senior Resident	No	Permanent	
7.	Surg Lt Cdr Rahul Dudhal	Senior Resident	No	Permanent	
8.	Maj Gaurav Shukla	Resident			
9.	Maj Sagar Arora	Resident			
10.	Maj Shyam Singh Gurjar	Resident			
11.	SqnLdr Amar Prakash Ahirwar	Resident			
12.	Maj Lihil CK	Resident			
13.	Maj Neethu Krishna A	Resident			

3. Summary of Teaching staff in the Department:

Sr. No.	Designation	Required (As per the PG Medical Regulations 2000)	Available	Deficiency
1	Professor	01	01	Nil
2	Associate Professor	02	02	Nil
3	Assistant Professor	01	02	Nil
4	Senior Resident	01	02	Nil


(R Shankar)
Signature of Dean
Dean and Commodore Academics

5	Junior Resident	06	06	Nil
---	-----------------	----	----	-----


4. Summary of Recognized PG Teacher in the department:

Sr. No.	Designation	No. of Recognized PG Teacher
1	Professor	01
2	Associate Professor	02
3	Assistant Professor	02

5. Publications in Index Journals in last year:

(Please do not repeat publication details for same publication with multiple authors from same institute)

Sr. No.	Title	Authors from the institute	Departments of authors	Journal details	Journal indexed with which indexing agency
1	Ga-68 DOTATATE positron emission tomography/computed tomography in a rare case of esthesioneuroblastoma	Soni BK	Radio-Diagnosis	Indian J Nucl Med 2021; 36:217-9	DOI: 10.4103/ijnm.ijnm_207_20. PubMed
2	Effect of carotid stenting on neurocognitive function in patients with atherosclerotic carotid stenosis	Soni BK	Radio-Diagnosis	Journal of Clinical and Diagnostic Research. 2021 Mar, Vol-15(3): TC16-TC20	DOI: 10.7860/ JCDR/ 2021/46548.14681. DOAJ, Index Copernicus
3	Comparison of mpMRI and Ga-68 PSMA PET/CT for detecting carcinoma prostate in patients with serum PSA between 4 and 20 ng/ml	Soni BK	Radio-Diagnosis	Accepted in Indian Journal of Nuclear Medicine	DOI: 10.4103/ijnm.ijnm_243_20. PubMed. Sep 2021
4	A pictorial review of brain arterial spin labelling artefacts and their potential	Somnath Pan	Radio-Diagnosis	The Neurology Journal	The Neurology Journal 2020; 1-15. Jun 202. DOI: 10.1177/1971400920


 (R. Shankaran)
 Surgeon Commodore
 Dean and Commodore Academics

	remedies in clinical studies			2020	977031.
5	Rituximab for refractory primary angitis of the central nervous system: Experience in two patients	Dev Prakash Sharma	Radio-Diagnosis	J.MSAR D. MAR 2021	DOI:10.1016/j.msard.2021.102907
6	Spinal intramedullary Tumors- Common and uncommon ones: How to approach for a better radiological differential diagnosis	Dev Prakash Sharma	Radio-Diagnosis	ECR 2021	DOI:10.26044/ecr2021/c-12630
7	High Resolution vessel wall Imaging in Primary Angiitis of central Nervous system	Dev Prakash Sharma	Radio-Diagnosis	PubMe d 2021	Annals of IAN. 0972_2327 (Print) 1998_3549 (Web)
8	Reducing Perinatal Mortality in India: Two years result of the IRIA Fetal Radiology Samrakshan program	Eesha Rajput	Radio-Diagnosis	10.1055 /S-0041-174108 7. Apr 2022	ISSN No. 0971_3026
9	Central diabetes insipidus: A case series and literature review	Somnath Pan	Radio-Diagnosis		JMMS.DOI:10.4103/jmms-124-21

6. Academic activities (outcome based):

Sr. No.	Activity	Frequency
1	Seminar	Weekly
2	Journal Club	Weekly
3	Tutorials	Daily
4	Case Presentation	Weekly
5	Any Other	Weekly

7. Specialty clinics run by Radiology department with number of patients in each, if any: Nil


 (R Shankaran)
 Signature of Dean
 Surgeon Commodore
 Director and Commodore Academy

8. Services provided by the department of Radiodiagnosis:

Parameters
Conventional Radiology(X-rays)
Contrast Radiology (Ba IVP)
Ultrasound(Gray Scale)
Ultrasound(Colour Doppler)
Ultrasound guided FNAC/ Aspiration etc.
CT Scan (NCCT, CECT, CT Angiography)
CT guided FNAC/ Biopsy
MRI(Plain & contrast), MR Angiography
Digital Subtraction Angiography
Mammography
Any other Investigation

9. Equipment: List of important equipment available and their functional status.

Equip ment	Numbers / functional status / comments
1. X-Ray Machines	Two – (300mA/ 300 mA) Eight – (500mA DR/160mA DR/ 160mA/ 160mA/ 100mA/100mA/ 100mA/ 100mA) -
2. Static machines with capacity	
3. Portable machines with capacity	
4. Machines with TV/Imaging facility	
5. CT Scan (Slices/year of manufacture)	Two – 16Slice MDCT Siemens/ 2016, 16 Slice Portable CT Ceretom /2020
6. MRI (Tesla/year of manufacture)	One – 1.5 T Philips/2019
7. Mammography facility	One – SiemensMammomate/ 2008
8. USG – Grey Scale	One – M Turbo Sonosite
9. USG – color Doppler	Five – Siemens Antares/ MindRay/ Philips Affinity70/ SiemensNX3/ WiproGE Mobile/Tablet Hand Held USG (VScan)
10. DSA	One – 1000 mA Philips Intuis
11. PET Scan	NA
12. Any other equipment	Three – Fujifilm CR Multi/Single Loader System Two – Fujifilm DR Conversion system.

10. Radiation Protection Measures being followed:

Yes /No

Number of TLD Badges issued: 57

TLD Badges renewed till: Mar 2022

AERB Sanction obtained or not: Yes Obtained


 (R Shankaran)
 Surgeon Commodore
 Dean and Commodore Academics

Department Specific Information in the Hospital

Please fill in the information for the broad specialities, where PG seats are available. (For rest of the departments – Please mark as “Not Applicable”)

Department of Anaesthesiology

1. Intake Capacity:

Course	Subject	No. of Recognized Seats	No. of Permitted Seats	Total Intake Capacity
MD	Anaesthesia	03	-	03

2. Total Teachers & Residents available in the Department:

Sr. No.	Name of the Teacher	Designation	MUHS Approved Designation	PG Teacher Recognition Status (Permanent/Temporary)	If temporary, Approval/ Recognition granted till
01	Surg Cdme (Dr) MS Honwad	Professor	Professor	Permanent	NA
02	Surg Capt Vidhu Bhatnagar	Professor	Professor	Permanent	NA
03	Surg Cdr P Swapna	Asst. Professor	-	Permanent	NA
04	Col (Dr) RS Rajput	Assoc. Professor	-	Permanent	NA
05	Surg Cdr (Dr) Saurabh Tandon	Asst. Professor	-	Permanent	NA
06	Surg Cdr (Dr) HK Goje	Asst. Professor	-	Permanent	NA
07	Surg Cdr (Dr) Aoop Sharma	Asst. Professor	-	Permanent	NA
08	Surg Lt (Dr) Preeti Badegar	Asst. Professor	-	Permanent	NA
09	Surg Cdr Markose L Paret	Sr. Resident	-	Permanent	NA
10	Surg Cdr Nikhil K Meshta	Sr. Resident	-	Permanent	NA
11	Maj Uday K Gotur	Resident	-	Permanent	NA
12	Maj Darshan M Chichkhandi	Resident	-	Permanent	NA
13	Maj Raj Kumar K	Resident	-	Permanent	NA
14	Surg Lt Cdr Sudhanshu S	Resident	-	Permanent	NA
15	Maj Rishi Chauhan	Resident	-	Permanent	NA
16	Maj S Santosh Kumar	Resident	-	Permanent	NA
17	Maj Nitesh S	Resident	-	Permanent	NA
18	Maj Ajay Kamboj	Resident	-	Permanent	NA
19	Surg Lt Cdr Tula Mahesh	Resident	-	Permanent	NA

3. Summary of Teaching staff in the Department:

Sr. No.	Designation	Required (As per the PG Medical Regulations 2000)	Available	Deficiency
1	Professor	01	02	Nil

(P. Shastri) Dean

Surgeon in Charge

Dean and Commanding Academic

2	Associate Professor	01	01	Nil
3	Assistant Professor	05	05	Nil
4	Senior Resident	02	02	Nil
5	Junior Resident	09	09	Nil

4. Summary of Recognized PG Teacher in the department:

Sr. No.	Designation	No. of Recognized PG Teacher
1	Professor	02
2	Associate Professor	01
3	Assistant Professor	05

5. Publications in Index Journals in last year:

(Please do not repeat publication details for same publication with multiple authors from same institute)

Sr. No.	Title	Authors from the institute	Departments of authors	Journal details	Journal indexed with which indexing agency
1	Anaesthesia and Rehabilitative Considerations for full Mouth Rehabilitation of Cerebral Palsy patients: A case Series	Surg Capt Vidhu Bhatnagar, Surg CMDE MS Honwad	Anesthesiology	Journal of Dental & Oral Health 4(1):2021	Publoans
2	Management protocols for Functioning of operation theatre complex during COVID-19 Pandemic —Perspective of a Zonal hospital	Surg Capt Vidhu Bhatnagar, Surg CMDE MS Honwad	Anesthesiology	Journal Marine Med Soc 2021;2 3:82-7	Emerging Sources Citation
3	Comparative evaluation of nebulized ketamine and its combination with dexmedetomidine as premedication for paediatric patients undergoing surgeries under general anaesthesia	Surg CMDE MS Honwad	Anesthesiology	MJAFI, Feb 2021	Scopus
4	Evaluation of four supraglottic devices used by paramedical	Surg CMDE MS Honwad	Anaesthesiology	MJAFU Vol 77 Jan 21	Scopus

Signature of Dean
 (R. Srikanth) Surgeon Commodore
 Dean and Commodore Academics

	staff for securing airway in simulated emergency airway management				
5	A comparative study of Haemodynamic changes on adding Dexmedetomidine and Dexamethasone to Local Anaesthetics in Brachial Plexus Block	Surg CMDE MS Honwad Surg Capt Rahul Yadav	Anaesthesiology	International Journal of Dental and Medical Sciences Research Vol 2, Issue 5	Index Copernicus International

6. Academic activities (outcome based):

Sr. No.	Activity	Frequency
1	Seminar	Once in Month
2	Journal Club	Every alternate month
3	Tutorials	Every alternate month
4	Case Presentation	Every alternate month
5	Any Other	08 Lectures in month

7. Clinical workload of the Department:

Particulars	Average Daily for last month
Major Surgeries for all departments	7.1
Minor Surgeries for all departments	4.2

8. Specialty clinics run by the department of Anesthesiology with number of patients in each:

Name of the Clinic	Weekday/s	Timings	Number of case (Avg)	Name of Clinic In-charge
1) Pain clinic	Tuesday & Wednesday	0800-1430 Hrs	2	Surg Cdr(Dr) Saurabh Tandon
2 Pre-anesthetic clinic	Monday-Saturday	0800-1430 Hrs	20	Surg Cdr(Dr)Anoop Sharma

9. Operation theatres:


Department	No of OTs	Central Oxy /Nitrous Oxide Y/N	Anesthesia Machine Y/N	Multipara Monitor with Capnograph Y/N	Defibrillator Y/N	Infusion Pumps Y/N
Gen Surgery	04	Y	Y	Y	Y	Y
ENT	01	Y	Y	Y	Y	Y
Ophthal.	01	Y	Y	Y	Y	Y
Ortho	01	Y	Y	Y	Y	Y
Obst. & Gyne.	01	Y	Y	Y	Y	Y

Signature of Dean
(R Shankaran)
Surgeon Commodore
Dean and Commodore Academics

Emergency	01	Y	Y	Y	Y	Y
Septic	01	Y	Y	Y	Y	Y
Any other	-					
Total no of Ots	10	Y	Y	Y	Y	Y

10. Equipment: List of important equipment* available and their functional status. (Please fill out the details of the list here below. NO annexure to be attached)

Equipment	Numbers / functional status / comments
1) Anesthesia Work Stations	08/ Functional
2) Multi-channel Monitor (with 2 probes)	09/ Functional
3) Fiberoptic Laryngoscope	01/ Functional
4) Fiberoptic Bronchoscope	01/ Functional
5) Resuscitation equipment (for teaching)	Available with School of Medical Assistants
6) Any Other Equipment	
(i) ABG Analyzer	(i) 01/Functional
(ii) Nebuliser Complete	(ii) 01/Functional
(iii) Oxygen Concentrator	(iii) 01/Functional
(iv) Neonatal Open care System	(iv) 01/Functional
(v) Air Purifier for OT	(v) 10/Functional
(vi) Handheld Pulse Oxymeter	(vi) 03/Functional
(vii) Cardiac Defibrillator	(vii) 01/Functional
(viii) Defibrillator monitor with facility foreexternal pacing	(viii) 01/Functional
(ix) Automated External Defibrillator	(ix) 01/Functional
(x) Interaoperative USG System with Linear Probe	(x) 01/Functional
(xi) Portable USG Machine wih 3-Probes	(xi) 11/Functional
(xii) Infusion Pumps	(xii) 09/Functional
(xiii) Convective Warming System	(xiii) 04/Functional
(xiv) Suction apparatus	(xiv) 01/Functional
(xv) Noisless	(xv) 03/Functional
(xvi) Brain Monitoring System	(xvi) 02/Functional
(xvii) Examination Light	(xvii) 01/Functional
(xviii) Portable OT Light	(xviii) 01/Functional
(xix) Disinfectant Generating System	(xix) 01/Functional
(xx) Sterilizer for Bowl and Water	(xx) 01/Functional
(xxi) Electronic Adult weighing Machine	


 (R Shankaran)
 Signature of Dean
 Dean and Commodore Academics

Department Specific Information in the Hospital

Please fill in the information for the broad specialities, where PG seats are available. (For rest of the departments – Please mark as “Not Applicable”)

Department of Pathology

1. Intake Capacity:

Course	Subject	No. of Recognized Seats	No. of Permitted Seats	Total Intake Capacity
MD	Pathology	03	-	03

2. Total Teachers & Residents available in the Department:

Sr. No.	Name of the Teacher	Designation	MUHS Approved Designation	PG Teacher Recognition Status (Permanent /Temporary)	If temporary, Approval/ Recognition granted till
1	Col (AMC) AK Das	Sr Adv & HOD (Path)	Assoc professor	Permanent	NA
2	Surg Capt Divya Shelly	Sr Adv (Path & Oncopath)	Professor	Permanent	NA
3	Lt Col Raj Singh	Classified Specialist (Path),	Assoc Prof	Permanent	NA
4	Surg Cdr Smriti Mathur	Classified Specialist (Path),	Asst Prof	Permanent	NA
5	Surg Cdr Seerat Pal	Classified Specialist (Path),	Assistant professor	Permanent	NA
6	Surg Lt Cdr Himanshu K Singh	Gd Spl (Path)	Sr Resident	Permanent	NA
7	Amandeep Singh	Resident	NA	NA	NA
8	Chitra K Raval	Resident	NA	NA	NA
9	Tripti Sharma	Resident	NA	NA	NA
10	Jasleen Bhatia	Resident	NA	NA	NA
11	Navkiran Kaur	Resident	NA	NA	NA
12	Hem Narayan Singh	Resident	NA	NA	NA
13	Jadhav Sujata Narendra	Resident	NA	NA	NA
14	Vagisha Sharma	Resident	NA	NA	NA
15	Manjunath Gauda Patil	Resident	NA	NA	NA


(R. Shankaran)
Signature of Dean
Surgeon Commandant
Dean and Commodore Academics

3. Summary of Teaching staff in the Department:

Sr. No.	Designation	Required (As per the PG Medical Regulations 2000)	Available	Deficiency
1	Professor	01	01	NIL
2	Associate Professor	02	02	NIL
3	Assistant Professor	01	02	NIL
4	Senior Resident	01	01	NIL
5	Junior Resident	09	09	NIL


4. Summary of Recognized PG Teacher in the department:

Sr. No.	Designation	No. of Recognized PG Teacher
1	Professor	01
2	Associate Professor	02
3	Assistant Professor	02

5. Publications in Index Journals in last year:

(Please do not repeat publication details for same publication with multiple authors from same institute)

Sr. No.	Title	Authors from the institute	Departments of authors	Journal details	Journal indexed with which indexing agency
1	Central Diabetes insipidus: A case series and literature review.	Shekhawat VK, Das AK, Pan S, Sudhan M D	Pathology	JMMS 10.4103	DOAJ Wels Science
2	Clinicopidemiological profile of COVID-19-positive migrant population and their outcomes: A multicentric, retrospective study from Northeast India	Ghosh J, Das AK, Janney MS	Pathology	JMMS 10.4103	DOAJ Wels Science
3	Uncommon diagnostic pitfalls of mucoepidermoid carcinoma on cytology- a tertiary care retrospective description study	Shelly D, Mishra P, Nichat P, Das AK, Chandra P.	Pathology	JMMS 10.4103	DOAJ Wels Science
4	Primary breast tumours with mesenchymal	Tevatia MS, Mishra PS, Nichat PB, Shelly D	Pathology	Journal of Laboratory Physicians. 2021 Jul;	


 (R Shukla)
 Signature of Dean
 Surgeon Commodore
 Dean and Commodore Academics

				01(13). 1-6.	
5	Comparison of clinical and histopathological parameter amongst microsatellite stable cases of colorectal carcinomas in an Indian setting	Shelly D, Balraam KV, Bhardwaj R, Bharani C.	Pathology	J Clin o f Diagn Res.20 21; 15(9):E C18- EC23.	
6	Clinico-etiological characteristic of organizing pneumonia :A retrospective study	Marwah V, Peter DK, Sharma N, Bhattacharjee S, Hegde A, Shelly D.	Pathology	Lung I ndia 2021;38 :144- 8	

6. Academic activities (outcome based):

Sr. No.	Activity	Frequency
1	Seminar	Weekly
2	Journal Club	Monthly
3	Tutorials	Weekly
4	Case Presentation	-
5	Any Other (CPC, Tumor Board)	Weekly


 (R Shankar)
 Surgeon Commodore
 Dean and Commodore Academics

7. Histopathological specimen received by the department of Pathology:

Nature of Specimens	Last Year		
	OPD	IPD	Outside
Organ/Part/Tissue Removed in Surgery	-	420	-
Total Number of Biopsies	820	1560	-
Hematology	450845	301200	-
Fluid Cytology	78	314	-
Exfoliative Cytology	410	530	-
FNAC (Direct)	120	10	-
FNAC (CT guided)	-	25	-
FNAC (USG guided)	90	23	-

8. Histopathological reports by the department of Pathology.

Nature of Disease Reported	Last Year		
	OPD	IPD	Outside
Tuberculosis	145	189	
Other infections/Inflammations	332	310	
Benign/Nonneoplastic*	525	560	
Malignancies	402	420	
Others (specify)			


9. Equipment: List of important equipment* available and their functional status. (Please fill out the details of the list here below. NO annexure to be attached)

Equipment	Numbers / functional status / comments
1) Binocular Microscopes	06 / Functional
2) Automated tissue processor	02/ Functional
3) Microtome	02 / Functional
4) Cryostat for frozen sections	02/ Functional
5) Microwave for IHC	01/ Functional
6) Autoanalyzer / Cell counter	04/ Functional
7) HPLC Machine (Hb variants)	01/ Functional
8) Centrifuge / Cytospin	04/ Functional
9) Blood Gas analyzer	01/ Functional
10) PT and aPTT automated analyzer	01/ Functional
11) Any other equipment	


 (R. Shankaran)
 Signature of Dean
 Surgeon Commodore
 Dean and Commodore Academics

Haematology

Ser	Description	Status	Quantity
01	LH 750 Beckman Coulter	Functional	2
02	STA Compact Max 2	Functional	1
03	Bio Rad D10	Functional	1
04	Sysmex XT 2000i	Functional	1
05	Sysmex XN- 350	Functional	1
06	Stago Semi Automated Coagulometer	Functional	1
07	Beckman Coulter Navios Ex Flow Cytometer	Functional	1
08	Sysmex Xs- 1000i	Functional	1
09	Centrifuge Universal 200V- 225V AC Complete	Functional	1
10	Sample Rotator	Functional	1
11	Refrigerated Centrifuge	Functional	1



(R Shankaran)
Signature of Dean
Surgeon Commodore
Dean and Commodore Academics

Biochemistry


01	Clinical Chemistry Analyser Erba Chem- 5x	Functional	1
02	ERBA Mannhein Em- 200	Functional	1
03	ELGA Pure Lab Option(I)	Functional	1
04	Seimens Dimension EXL 200 Automated Analyser	Functional	2
05	Centrifuge Research 7000 Rprn	Functional	2
06	Pharmacy Lab Refrigerater BXC- 908	Functional	1
07	Haier Pharmaceutical Refrigerator Hyc- 940	Functional	1
08	Centrifuge Universal 220- 225 V AC Complete	Non Functional	1
09	Semiautomated Biochemistry Analyser (Robonik Prietest Touch)	Non Functional	1
10	Elga Pure Lab Option (li)	Non Functional	1
11	Urine Analyser (H-500)	Functional	1
12	Automated Urine Analyser	Functional	4

Histopathology

01	Cryostat For Frozen Section	Functional	2
02	Automated Tissue Processor	Functional	1
03	Cyto Centrifuge Sakura Mode	Functional	1
04	Embedding Station	Functional	1
05	Automated Tissue Processor (Sakura Make Yorko)	Functional	1
06	Advanced Microtome Rotatary	Functional	2
07	Leica Autostainer	Functional	1
08	Microtome Slee	Functional	1
09	Microtome Shandon	Non Functional	1
10	Pentahead Microscope With Digital Camera & Image Analysis Software With 15 Computer (Olympus)	Functional	1
11	Pentahead Microscope Model Nexcope RXLR M5ms CE	Functional	1
12	Pathology Grossing Table	Functional	1
13	Cadavers Injection	Functional	1
14	Microscopic Digital Imaging System NII (Nikon) Eclipse Ni	Functional	1
15	Digital Imaging System For Grossing Detection Software	Functional	1


 (R) Signature of Dean
 Surgeon Commodore
 ... and Commodore Academics


16	<u>Liquid Based Cytology</u> Centrifuge Ratina 380 BD Prepmate Multi- Vial Vortex (Tripath Imaging) Prep Stain Slide Processor (F) Computer With Monitor	Functional	1
16	Flow Cytometer	Functional	1


(R Shankaran)
Signature of Dean
Surgeon Commodore
Dean and Commodore Academics

<u>Covid Lab</u>			
01	RTPCR Machine (Roche Lc48011)	Functional	1
02	RTPCR Machine (Analytik Jena)	Functional	1
03	Semiauto RNA Extractor (Kingfisher)	Functional	1
04	Fully Auto RNA Extractor (Q-Line)	Functional	1
05	Micro Centrifuge For (Remi Rm-03 Pivs)	Functional	1
06	Thermoshaker (DLAB)	Functional	1
07	Vortex Mixture (Remi Cm-101)	Functional	1
08	Biosafety Cabinet Class Ii Type B2	Functional	1
09	Labtop Laminar Airflow	Functional	1
10	Deep Freezer (Upto -20 Degree Celsius)	Functional	1
11	Refrigerated Centrifuge Multipurpose (Remi)	Functional	1
12	Fridge (Samsung)	Functional	1
13	Truenat PCR Machine	Functional	5
14	Tuelab RNA Extractor	Functional	10
15	Blue Star Refrigerator	Functional	1
	<u>Serology And Advance Immuno</u>	logy	
01	Elisa Reader & Washer	Functional	1
02	Automated Multi Parameter Molecular Platform (Gen XPERT)	Functional	1
03	Truenat Real Time Micro PCR Work Station	Functional	1
04	RT PCR Machine	Functional	1
05	Nucleic Acid Extractor	Functional	1
06	Fully Automated Single Dose Entry Immuno Analyser Based On ELFA Principle (VIDAS)	Functional	2
07	Fully Automated HLA Typing System	Functional	1
08	Automated Rapid Tb Culture & Drug Sensitivity System	Functional	1
09	St.eriliser Horizontal Cylindrical	Functional	1
10	Steriliser Hot Air Oven	Functional	1
11	Line Probe Assay System	Functional	1


 (R Shankar)
 Signature of Dean
 Dean and Commodore Academics

IV microbiology			
01	Fully Automated Blood Culture (3060)	Functional	1
02	Microbial Identification And Antibiotic Susceptibility System	Functional	1
03	Hot Air Oven	Functional	4
04	Biosafety Cabinet (HICOW)	Functional	1
05	Biosafety Cabinet Class (B2)	Functional	1
06	Autoclave	Functional	1
07	IVIGIT 320	Functional	1
08	Microscope (ATC- 200)	Non Functional	1
09	Microscope CXRB	Non Functional	1
10	Siemens Urine Auto Analyser	Non Functional	1
	BlooB Bank		
1	Elisa Reader With Washer	Functional	1
02	Elisa Reader	Functional	1
03	Laminar Flow Bio Hazard Model	Functional	1
04	Cabinet Blood Storage Refrigerator	Functional	3
05	Cell Separator iVlachine With Ups & Stabilizer	Functional	1
06	Deep Freezer(-35°C)	Functional	2
07	Plasma Thawing System	Functional	2
08	Platelet Agitator VWith Incubator	Functional	2
09	Refrigerated Centrifuge	Functional	1
10	Deep Freezer(-86°C)	Functional	1
z1	Bio Mixer	Functional	4
12	Blood Donor Couch	Functional	4
13	Incubator Bacteriological	Functional	1
14	Gel Centrifugation System For Grouping And Cross Matching	Functional	1
15	FFP Storage Cabinet	Functional	1
16	Deep Freezer Haier (-Size) (-80°C)	Functional	1
17	Refrigerator Blood Storage Cabinet (Spencer)	Functional	1
18	Semi-Automated Cross Matching Machine	Functional	1
19	Automated Ana System	Functional	1
20	Fully Automated HLA Typing System	Functional	1


 (R S) Signature of Dean
 Surgeon - Commodore
 Director of Academics

Department Specific Information in the Hospital
Please fill in the information for the broad specialities, where PG seats are available. (For rest of the departments – Please mark as “Not Applicable”)

Department of Marine Medicine

1. Intake Capacity:

Course	Subject	No. of Recognized Seats	No. of Permitted Seats	Total Intake Capacity
MD	Marine Medicine	02	02	02

2. Total Teachers & Residents available in the Department:


Sr. No.	Name of the Teacher	Designation	MUHS Approved Designation	PG Teacher Recognition Status (Permanent/Temporary)	If temporary, Approval/ Recognition granted till
1.	Surg Capt (Dr) HBS Chaudhry	Professor	Professor	Permanent	NA
2.	Surg Capt (Dr) CS Mohanty	Assoc Professor	Asso. Professor	Permanent	NA
3.	Surg Capt Saurabh Bhutani	Asst. Prof	Asst. Prof	Permanent	NA
3.	Surg Cdr (Dr) Ashish Tawar	Sr. Resident	NA	Permanent	NA
4.	Surg Lt Cdr (Dr) Subhranshu Kumar	Jr. Resident	NA	Permanent	NA
5.	Surg Lt Cdr (Dr) Shaik Karimulla	Jr. Resident	NA	Permanent	NA
6.	Surg Lt Cdr Kshitij Lanjekar	Jr. Resident	NA	Permanent	NA
7.	Surg Lt Cdr MD Risham	Jr. Resident	NA	Permanent	NA

3. Summary of Teaching staff in the Department:

Sr. No.	Designation	Required (As per the PG Medical Regulations 2000)	Available	Deficiency
1	Professor	01	01	NIL
2	Associate Professor	01	01	NIL
3	Assistant Professor	01	01	NIL
4	Senior Resident	01	01	NIL
5	Junior Resident	04	04	NIL

4. Summary of Recognized PG Teacher in the department:

Sr. No.	Designation	No. of Recognized PG Teacher
1	Professor	01
2	Associate Professor	01
3	Assistant Professor	01


 (R Shankar)
 Surgeon Commodore
 Deputy and Commodore Academics

5. Number of Units with beds in each unit (if applicable) :

Unit Number	Beds Available
I	30
Total	30

6. Clinical workload of the Department (if applicable):

Particulars	Average Daily for last month
OPD attendance	52
Total number of new admissions	04
Bed Occupancy	13%
Major Surgeries	Nil
Minor Surgeries	Nil

7. Publications in Index Journals in last year: Nil

(Please do not repeat publication details for same publication with multiple authors from same institute)

Sr. No.	Title	Authors from the institute	Departments of authors	Journal details	Journal indexed with which indexing agency
Nil					

8. Academic activities (outcome based):

Sr. No.	Activity	Frequency
1	Seminar	Twice weekly
2	Journal Club	Weekly
3	Tutorials	Daily
4	Case Presentation	Weekly
5	Any Other	Clinical Meeting - Weekly

9. Operation theatres (if applicable):

No of OTs	Central Oxy / Nitrous Oxide	Anesthesia Machine	Multipara Monitor with Capnograph	Defibrillators	Infusion Pumps
	Y/N	Y/N	Y/N	Y/N	Y/N
NA					

10. Specialty clinics run by the department with number of patients in each (if applicable):

Name of the Clinic	Weekday/s	Timings	Number of cases (Avg)	Name of Clinic In-charge
HBOT OPD	Daily	0830-1400 hrs	52	Surg Cdr (Dr) Ashish Tawar



 (R Shankaran)
 Surgeon Commodore

11. Services provided by the department (if applicable):

Service / facility	Yes / No – Remarks if any
HB 2T OPD	Yes
Submariner/Diver Medical	Yes
Opinion on Fitness	Yes

12. Equipment: List of important equipment* available and their functional status. (Please fill out the details of the list here below. NO annexure to be attached)

Equipment	Numbers / functional status / comments
Multiplace HB 2T Chamber	01 - Operational
Transcutaneous Oxymetry	01 - Operational
Multi Parameter Monitor	01 - Operational
Cardiac Defibrillator	02 - Operational
PFT	01 - Operational
ECG Machine	01 - Operational
Tread Mill Test	01 - Operational
Digital Video Autoscope	01 - Operational
Diagnostic Audiometer	01 - Operational
Thermal Imaging Camera	01 - Operational


(R Shankoran)
Surgeon Commodore
and Commodore Academics